



(An Autonomous Institution - AFFILIATED TO ANNA UNIVERSITY, CHENNAI)
S.P.G.Chidambara Nadar - C.Nagamal Campus
S.P.G.C. Nagar, K.Vellakulam - 625 701 (Near VIRUDHUNAGAR).

DEPARTMENT OF COMPUTER SCIENCE AND ENGINEERING

Academic Year 2022-23

VALUE ADDED COURSE

On

DATA VISUALIZATION USING TABLEAU

2020-24 Batch Students

III CSE & ADS

No. of Participants: 4⁰

A handwritten signature in black ink, appearing to read 'S. Athilakshmi'.

Course Coordinator
Ms. S. Athilakshmi
Ms. S. Janani
Dr. G. Uma Maheswari

A handwritten signature in black ink, appearing to read 'A. Meenakshi'.

HOD-CSE
Dr. A. Meenakshi



(An Autonomous Institution - AFFILIATED TO ANNA UNIVERSITY, CHENNAI)


S.P.G.Chidambara Nadar - C.Nagammal Campus

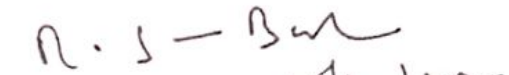
S.P.G.C. Nagar, K.Vellakulam - 625 701 (Near VIRUDHUNAGAR).

Guidelines for Value-Added Courses:

1. Academic Year : 2022-23
2. Regulation : R2020
3. Department Name : Department of Computer Science and Engineering
4. Name of the Value-added course : Data Visualization using Tableau
5. No. of Credits :
6. Category : Theory/Lab/Hands-on/Skill based etc
7. Name and Details of the Joint-organization (industry/NGO etc) if any : BrainSwig EduTech pvt. Ltd., Chennai
8. Resource person details : Dr. R. Dinesh Babu, Managing Director, Brainswig EduTech pvt. Ltd.
9. Three Member Committee details : Dr. R. Muthuselvi, Dr. P. Praveen Kumar
Dr. G. Nirmala
10. VAC Coordinator Details : Dr. G. Uma Maheswari
Ms. S. Athilakshmi
Ms. S. Janani
11. Duration (30 h mandatory) : 45 hours
12. Period (From-To) : 19.09.2022 - 24.09.2022
13. Venue : Modern Application Development Lab


Course Co-ordinators


HOD-CSE


DEAN Academics

DEPARTMENT OF COMPUTER SCIENCE AND ENGINEERING

Industry Certified Value Added Programme

on


DATA VISUALIZATION USING TABLEAU

19.09.2022 to 24.09.2022

Enclosures:-

Sl.No	Check List	Availability
1	Institution Approval Copy	✓
2	Circular	✓
3	Syllabus copy with Course outcomes	✓
4	BoS Approval	✓
5	Three Member Committee MoM	✓
6	Geo-Tagged Photos	✓
7	Certificated of all Participants	✓
8	Examination Schedule	✓
9	Questions and Answer keys	✓
10	Attendance Sheet	✓
11	Evaluated Answer Script	✓
12	Test Report	✓
13	Mark Statement	✓
14	Grade Sheet	✓
15	Feedback Form	✓
16	Feedback Analysis and Report	✓
17	Programme Summary/ Report	✓
18	Student's oral Feedback(recorded video)	✓
19	VAC- Short Video	✓


Co-ordinators

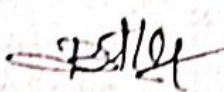

HOD-CSE


Book No. CSE Date 12/09/22

L.No. 49

Approval may please be granted to
conduct Value Added course on "Data
Visualisation using Tableau" for III CSE and
III AI&DS students (25 students)
45 hours training - 19/09/2022 to 24/09/2022
(6 days)
Details Budget Enclosed

Enclosed Quotation: Fees / students - Rs 2250/-
ice of GST


Signature of Faculty



HOD


PRINCIPAL


OFFICE USE

- 1) Account Head :
- 2) Budget allotted :
- 3) Amount committed / Spent sofar :
- 4) Balance available :

Value added course
Rs. 2,250/- per student.


OM

Treasurer


Secretary

Department of Computer Science and Engineering

VALUE ADDED COURSES

Circular

The Department of Computer Science and Engineering is planned to organize the following value added courses associated with the industries for third year B.E. CSE and B.Tech ADS during 19-09-22 to 24-09-22.

Objective:

- To build technical skill of the students

Course Outcome:

- Able to enhance the technical knowledge through which the students will fine-tune their career prospect, improve preparedness for campus placement and gain competitive edge.

The following course are planned to be conducted.

S.NO	Date	Name of course
1	19-09-2022 to 24-09-22	Data Visualization using Tableau
2	19-09-2022 to 24-09-22	MERN Stack
3	19-09-2022 to 24-09-22	Devops
4	19-09-2022 to 24-09-22	MEAN Stack


VAC Coordinator


HoD-CSE




(An Autonomous Institution - AFFILIATED TO KJ Somaiya Institute of Engineering & Information Technology)
S.P.O. Chidambaram Road - 600 089 Chennai
S.P.O. Nagar, K. Velankulam - 625 703 (Dist. VIRUDHACHARI)

DEPARTMENT OF COMPUTER SCIENCE & ENGINEERING

VENUE ALLOTTED FOR CONDUCTING VALUE ADDED COURSE

S.No	Name of the course	Allotted Lab
1	Devops	Cloud Computing Lab
2	MERN Stack	Visual Programming Lab
3	MEAN Stack	Information systems (IBM) Lab
4	Data Visualization using Tableau	Modern Application Development Lab


S. Jay
Course Co-ordinator


VAC Co-ordinator


HOD-CSE



BRAINSWIG®

feel the pulse of learning

INVOICE

INVOICE TO:


The Head of the Department,
Department of Computer Science and
Engineering,
KAMARAJ COLLEGE OF ENGINEERING &
TECHNOLOGY,
S.P.G.Chidambara Nadar, C.Nagammal
Campus
S.P.G.C. Nagar, K.Vellakulam-625 701

INVOICE DETAILS:

INVOICE NO : BSINV0827
INVOICE DATE : 1st November,2022

Name of the Course	No of Students	Training Fee(incl TDS)	Total (INR)
Data Visualisation Using Tableau – Hands-on Certificate Course	40	2,250 INR (per Student)	90,000
Note: For 3 rd Year CSE and ADS Students –45 Hrs			
		Total	90,000

Amount Chargeable (in words): Ninety Thousand rupees only.

<u>Company's Account Details</u>	
Company's PAN. : AAGCB8758H	Account Name : Brainswig Edutech Pvt Ltd, Chennai
Company's CIN : U80301TN2016PTC104763	Account Number : 201001257954
Company's DIN : 07353869	IFS Code : INDB0000388
Make all cheques payable to, Brainswig Edutech Pvt Ltd, Chennai	
Declaration We declare that this invoice shows the actual price of the service described and that all particulars are true and correct	
	for Brainswig Edutech Pvt Ltd  Dinesh Babu R Authorized Signatory

If you have questions about this invoice: Contact Us : +91-4448608628

THANK YOU FOR YOUR BUSINESS!!!

BRAINSWIG EDUTECH PVT LTD
Approved By Ministry Of Corporate Affairs, Government of India)
An ISO 9001 2015 Certified Company
#12-1st Floor, Sairam Nagar, Medavakkam,
Chennai - 600100.

+91 9626201705
+91 4448608628
brainswig@gmail.com
www.brainswig.com

25 YEARS OF DEDICATED SERVICE IN TECHNICAL EDUCATION
DEPARTMENT OF COMPUTER SCIENCE AND ENGINEERING

organizes



Six Days Value Added Course

on

DATA VISUALIZATION USING TABLEAU



Integrate



Analyze




Visualize



RESOURCE PERSON

Mr. R. Dinesh Babu
Managing Director
Brainswig Edutech Pvt. Ltd.,
Chennai.



PARTICIPANTS

III CSE & ADS Students

DATE : 19 - 09 - 2022 to 24 - 09 - 2022

CO-ORDINATORS

Dr. G. Umamaheswari, AP - CSE
Mrs. S. Athilakshmi, AP - CSE
Ms. S. Janani, AP - CSE

CONVENER

Dr. A. Meenakshi,
Prof. & HoD - CSE

Reg: Certification Course Prerequisite Requirements

Brainswig Edutech Pvt Ltd <brainswig@gmail.com>

Thu 9/1/2022 9:44 AM

To: Athilakshmi.S <athilakshmicse@kamarajengg.edu.in>

2 attachments (4 MB)

Tableau.zip; Bannari Amman.zip;

Good Evening mam,


Below mentioned requirements were required for training.

Mandatory Requirements for Workshop:

- R software need to install in the system(i.e Link mentioned below)
- Hands-on training dataset need to distribute to all the students who were participating(Note: Dataset is attached in this mail)
- Internet connection to all the system

Software Download Link:

- All the System should have R software, If not kindly, install R software through Lab Admin (i.e., <https://cran.r-project.org/bin/windows/base/>)
- Also install the R Studio Software from this link(i.e., <https://www.rstudio.com/products/rstudio/download/>) - Free Version
- All the system should have internet access because R packages were in the CRAN server. During the session participants need to download from server through R software
- All the system should have Java software, If not kindly, install Java software through Lab Admin (i.e., <https://www.java.com/en/download/>)
- Also, Kindly find the attachment in this mail and also kindly share these Dataset to all the participants for Handson session.

 [photo](#)

Thanks & Regards,
Dr. DineshBabu.R
Managing Director
+91 9626201705 | +91 4448608628

<https://www.linkedin.com/in/dinesh-babu-717a0a142/>

Requisition to act as a trainer for tableau VAC - reg

Athilakshmi.S <athilakshmicse@kamarajengg.edu.in>

Tue 8/2/2022 3:27 PM

To: brainswig@gmail.com <brainswig@gmail.com>

Cc: Janani.S <jananicse@kamarajengg.edu.in>; HODCSE <hodcse@kamarajengg.edu.in>

Dear Mr. Dinesh,

Greetings from Kamaraj College of Engineering and Technology. In our CSE department we planned to conduct Value Added Course on "Data Visualization using Tabelaau". We feel happy if you are accepting our request and give your hands on training in this domain for our students

Duration - 6 Days - 42 hours - (7 hours per day)

Time - 3 sessions per day

(09:00 am to 10:40 am) ,

(11:00 am to 12:40 pm) ,

(01:30 pm to 04:00 pm)

Date - 19/09/2022 to 24/09/2022

(Monday to Saturday)

Participants - Third year CSE and ADS students (Maximum of 30 to 35 students)

In this regard we request you to kindly send the following requirements based on your convenience to execute this programme smoothly

1. Software and hardware requirements needed
2. Training amount per student
3. Session plan (topics covered)
4. Assessment test plan
5. Project presentation plan

We are eagerly waiting for your positive reply. Thank you.

Regards

S. Athilakshmi & S. Janani

Coordinators - Data Visualization

Get [Outlook for Android](#)

KAMARAJ[®]

COLLEGE OF ENGINEERING & TECHNOLOGY

(An Autonomous Institution - AFFILIATED TO ANNA UNIVERSITY, CHENNAI)

S.P.G. Chidambaram Nadar - C. Nagarajal Campus

S.P.G.C. NADAR - Vellakulam - 625 701 (Near VIRUDHUNAGAR).

Dr. A. Menakshi, M.F., Ph.D.,
Professor & Head,
Department of Computer Science Engineering,
Kamaraj College of Engineering & Technology,
K.Vellakulam- 625 701 (Near Virudhunagar),
Tamilnadu, India.

Ph: 04549 - 27817
Mobile: +91 - 9786821021

Email: hodcse@kamarajengg.edu.in

Ref. No: KCET / CSE / 2022 - 2023

16-09-2022

To

Dr. Daresh Babu, R.
Managing Director,
BrainSwig Edutech Pvt Ltd., Chennai

Dear Sir,

Sub: Invitation to act as a resource person for the Value Added Course – Reg.

Warm Greetings!!!

We are glad to invite you as a resource person for the Value Added Course -
"DATA VISUALIZATION USING TABLEAU" from 19-09-2022 to 24-09-2022 at Modern
Application Development Laboratory. Your expertise and experience in this field of work will
be an excellent addition to our programme. We would be glad if you could share your knowledge
and expertise with our Third year students.

Yours faithfully,

HoD - CSE

Head of the Department,

Department of Computer Science & Engg.

Kamaraj College of Engg. & Tech.

Virudhunagar - 626 001.

Copy to:

File



(An Autonomous Institution - AFFILIATED TO ANNA UNIVERSITY, CHENNAI)

S.P.G.Chidambara Nadar - C.Nagammal Campus
S.P.G.C. Nagar, K.Vellakulam - 625 701 (Near VIRUDHUNAGAR).

DEPARTMENT OF COMPUTER SCIENCE AND ENGINEERING

Value Added Course

on

DATA VISUALIZATION USING TABLEAU

19.09.22-24.09.22

Year: III CSE & ADS

Resource Person: Dr. R. Dinesh Babu

Regulation: R2020

Objectives:

- To practice various data visualization Plots and charts
- To create storyline and dashboard
- To apply various data analysis techniques such as grouping, clustering and regression

Unit I - Data Visualization -Hands-on Using Tableau

Data Visualization - Introduction to Visualisation - Line Plots and Bar Charts - Pie Chart and Histogram - Scatter Plots and Parallel Coordinates - Advanced Plotting - Exporting Plots and Other Plotting Packages - - Bar chart-Connecting Tableau to a Data File - CSV File-Navigating Tableau-Creating Calculated Fields-Adding Colors-Adding Labels and Formatting-Exporting Your Worksheet-Time series, Aggregation, and Filters -Working with Time Series-Understanding Aggregation, Granularity, and Level of Detail-Creating an Area Chart & Learning About Highlighting-Maps, Scatterplots, and Your First Dashboard - Joining Data in Tableau-Creating a Map, Working with Hierarchies-Joining Dashboard-Advanced Dashboard Interactivity

Unit II - Dashboard and StoryLine Creation -Hands-on Using Tableau

Tableau Storyline Creation - Joining and Blending Data, PLUS: Dual Axis Charts-Creating Bins - Tree Map Chart-Customer Segmentation Creating a Storyline - Creating a Map, Working with Hierarchies - Creating a Scatter Plot, Applying Filters to Multiple Worksheets - Let's Create our First Dashboard! - Adding an Interactive Action using Filter -

Adding an Interactive Action using Highlighting" - **Tableau - Table Calculations**,
Advanced Dashboards, Storytelling - Downloading the Dataset and Connecting to Tableau -
Mapping: how to Set Geographical Roles - Creating Table Calculations for Gender - Creating
Bins and Distributions for Age - **Tableau - Leveraging the Power of Parameters** - How to
Create a Tree Map Chart - Creating a Customer Segmentation Dashboard - Advanced
Dashboard Interactivity - Analyzing the Customer Segmentation Dashboard - Creating a
Storyline - Application of Dual Axis Graph

Unit III - Grouping and Clustering -Hands-on Using Tableau

Tableau - Advanced Data Preparation - What Format Your Data Should Be In -
Data Interpreter and Pivot - Splitting a Column into Multiple Columns - Metadata Grid -
Fixing Geographical Data Errors in Tableau - Hierarchical Clustering Using Tableau
Software and K-Mean Clustering Using Tableau Software - **Tableau - Creating Custom
Territories via Grouping** - UnGrouping and Comparison of Region - Creating custom
Territories via Geographical Roles - Adding Highlighters using Details Box and Legends -
Joining and Blending Data, PLUS: Dual Axis Charts - Understanding how LEFT, RIGHT,
INNER, and OUTER Joins Work - Joins with Duplicate Values - Joining on Multiple Fields -
The Showdown: Joining Data vs. Blending Data in Tableau - Data Blending in Tableau and
Dual Axis Chart - Creating Calculated Fields in a Blend (Advanced Topic) - **Cluster
Analysis using Tableau** - Cluster Analysis Introduction - Statistics associated with Cluster
Analysis - Conducting Cluster Analysis - Classification of Clustering Procedure -
Hierarchical Clustering - Non Hierarchical Clustering - Clustering In Tableau and Cross-
Database Joins - Modelling With Clusters - Saving Your Clusters - New Design Features and
New Mobile Features

Unit IV - Regression and Group and Sets -Hands-on Using Tableau

Linear Regression - Linear Regression Analysis - Formulation of Regression Model
- Bivariate Regression - Statistics Associated with Bivariate Regression Analysis -
Conducting Bivariate Regression Analysis - Multiple Regressions - Conducting Multiple
Regression - Mapping Bivariate Regression with Real Time Example. - **Tableau -
Connecting to PDF** - Multiple Sheets - Data Interpreters - Merge Mismatched Fields -
Applying the filters in Data Source - Step Up Charts - Jump Up Charts - County - Mapping
Layers - ToolTip Dashboard. - **What's new in Tableau 10?** - **Tableau - Groups and Sets** -
Project Brief: 1,000 Start-ups - Working with Groups - Creation of Folders - Creating Static

Set - Creating Dynamic Set - Combining Sets - Controlling Sets with Parameters -
Dashboard: The Start-up Quadrant Preview - Dashboard Tricks

Unit V - Data Analytics -Hands-on Using Advanced Excel Features

Correlation - Correlation Analysis - Formulation of Correlation Matrix - Product Moment Correlation - Partial Correlation - Non metric Correlation - Mapping Correlation concept with Real Time Example - **Regression** - Linear Regression Analysis - Formulation of Regression Model - Bivariate Regression - Statistics Associated with Bivariate Regression Analysis - Conducting Bivariate Regression Analysis - Multiple Regressions - Conducting Multiple Regression - Mapping Bivariate Regression with Real Time Example- **Pivot Table** - Inserting a PivotTable - Choosing Fields and Sort Data - Filter Data and Change Summary calculation - Two Dimensional Pivot Table - Data Table -insert a table and sort a table - filter a table and total row - structured references and table styles - **Pivot Chart** - Group Pivot Table Items - Multi - level Pivot Table - Frequency Distribution - Pivot Chart and Slicers - Update Pivot Table - Calculated Field/Item - T-Test - Parametric Test - T-test (One and Two - Sample - Z - test (One and Two Sample) - F - Test (One and Two Sample)- **Lookup Function** - Vlookup function and Hlookup functions - match and index and choose, text rates and offset - left lookup and two way lookup, locate maximum value and indirect - Formula Error - ##### error, #name? Error and #value! Error - #div/0! Error and #ref! Error, iferror and iserror - Circular reference and formula auditing and floating point errors - **Data Validation** - create data validation rule and input message and error alert - data validation result and rejection of invalid dates - budget limit and prevent duplicate entries - product codes and drop down list, dependent drop down list - **Compact ability Function** - Scenario Manager - Create Scenario using Scenario Manager - Using the Scenario Summary - Using Goal seek Analysis - Data Tables - Quadratic Equation - Using a Two Input Data Table - **Solver**- Load Solver Add-In - Formulate the Model - Trial and Error - Solve the Model - Transportation Problem - Assignment Problem - Shortest path problem - Maximum Flow Problem - Capital Investment - Sensitivity Analysis

Real Time Project -Hands-on Using Tableau

Project 1: Banking Analytics - Automation of Bank Loan eligibility process using Data Visualisation Using Tableau - Identification of potential customers who have a higher

probability of purchasing the loan. - Predicting bank's revenue pattern based on saving account and loans they offer.

Project 2: HR Analytics - Automation of Employee Attrition rate analysis using Data Visualisation Using Tableau - To model the probability of attrition. - To understand what changes they should make to their workplace, in order to get most of their employees to stay. - To understand what factors they should focus on, in order to curb attrition.

Project 3: Employee Termination Analysis - Is there any relationship between who a person works for and their performance score?-What is the overall diversity profile of the organization? - What are our best recruiting sources if we want to ensure a diverse organization?

Course Outcomes:

At the end of the course, the students will be able to

CO1: Visualize the objects in different dimensions.

CO2: Design and process the data for Virtualization

CO3: Apply the visualization techniques in physical sciences, computer science, applied mathematics and medical sciences

CO4: Apply the visualization techniques for research projects

DEPARTMENT OF COMPUTER SCIENCE AND ENGINEERING

Value Added Course

on

DATA VISUALIZATION USING TABLEAU

19.09.2022-24.09.2022

Year: III CSE & ADS

Resource Person: Dr. R. Dinesh Babu

Regulation: R2020

Objectives:

- To practice various data visualization Plots and charts
- To create storyline and dashboard
- To apply various data analysis techniques such as grouping, clustering and regression

Training Schedule:

19.09.2022

Session	Day 1 Plan - Data Visualization –Hands on Using Tableau	Tools
Session 1	Data Visualization - Introduction to Visualisation - Line Plots and Bar Charts - Pie Chart and Histogram - Scatter Plots and Parallel Coordinates - Advanced Plotting - Exporting Plots and Other Plotting Packages	Tableau - Hands-On
	Tea Break	
Session 2	Tableau - Data Visualization - Bar chart-Connecting Tableau to a Data File - CSV File-Navigating Tableau-Creating Calculated Fields-Adding Colors-Adding Labels and Formatting-Exporting Your Worksheet-Time series, Aggregation, and Filters	Tableau - Hands-On
	Lunch Break	
Session 3	Tableau - Data Visualization -Working with Time Series- Understanding Aggregation, Granularity, and Level of Detail- Creating an Area Chart & Learning About Highlighting-Maps, Scatterplots, and Your First Dashboard	Tableau - Hands-On
	Tableau Dashboard Creation - Joining Data in Tableau-Creating a Map, Working with Hierarchies-Joining Dashboard-Advanced Dashboard Interactivity	Tableau - Hands-On

20.09.2022

Session	Day 2 Plan - Dashboard and StoryLine Creation –Hands on	Tools
---------	---	-------

Using Tableau		
Session 1	Tableau Storyline Creation - Joining and Blending Data, PLUS: Dual Axis Charts-Creating Bins - Tree Map Chart-Customer Segmentation Creating a Storyline - Creating a Map, Working with Hierarchies - Creating a Scatter Plot, Applying Filters to Multiple Worksheets - Let's Create our First Dashboard! - Adding an Interactive Action using Filter - Adding an Interactive Action using Highlighting"	Tableau - Hands-On
Tea Break		
Session 2	Tableau - Table Calculations , Advanced Dashboards, Storytelling - Downloading the Dataset and Connecting to Tableau - Mapping: how to Set Geographical Roles - Creating Table Calculations for Gender - Creating Bins and Distributions for Age	Tableau - Hands-On
Lunch Break		
Session 3	Tableau - Leveraging the Power of Parameters - How to Create a Tree Map Chart - Creating a Customer Segmentation Dashboard - Advanced Dashboard Interactivity - Analyzing the Customer Segmentation Dashboard - Creating a Storyline - Application of Dual Axis Graph	Tableau - Hands-On

21.09.2022

Session	Day 3 Plan - Grouping and Clustering –Hands on Using Tableau	Tools
Session 1	Tableau - Advanced Data Preparation - What Format Your Data Should Be In - Data Interpreter and Pivot - Splitting a Column into Multiple Columns - Metadata Grid - Fixing Geographical Data Errors in Tableau - Hierarchical Clustering Using Tableau Software and K-Mean Clustering Using Tableau Software	Tableau - Hands-On
Tea Break		
Session 2	Tableau - Creating Custom Territories via Grouping - UnGrouping and Comparison of Region - Creating custom Territories via Geographical Roles - Adding Highlighters using Details Box and Legends - Joining and Blending Data, PLUS: Dual Axis Charts - Understanding how LEFT, RIGHT, INNER, and OUTER Joins Work - Joins with Duplicate Values - Joining on Multiple Fields - The Showdown: Joining Data vs. Blending Data in Tableau - Data Blending in Tableau and Dual Axis Chart - Creating Calculated Fields in a Blend (Advanced Topic)	Tableau - Hands-On
Lunch Break		
Session 3	Cluster Analysis using Tableau - Cluster Analysis Introduction - Statistics associated with Cluster Analysis - Conducting Cluster Analysis - Classification of Clustering Procedure - Hierarchical Clustering - Non Hierarchical Clustering - Clustering In Tableau and Cross-Database Joins - Modelling With Clusters - Saving Your Clusters - New Design Features and New Mobile Features	Tableau - Hands-On

22.09.2022

Session	Day 4 Plan - Regression and Group and Sets –Hands on Using Tableau	Tools
Session 1	Linear Regression using Python - Linear Regression Analysis - Formulation of Regression Model - Bivariate Regression - Statistics Associated with Bivariate Regression Analysis - Conducting Bivariate Regression Analysis - Multiple Regressions - Conducting Multiple Regression - Mapping Bivariate Regression with Real Time Example.	Tableau - Hands-On
	Tea Break	
Session 2	Tableau - Connecting to PDF - Multiple Sheets - Data Interpreters - Merge Mismatched Fields - Applying the filters in Data Source - Step Up Charts - Jump Up Charts - County - Mapping Layers - ToolTip Dashboard.	Tableau - Hands-On
	Lunch Break	
Session 3	What's new in Tableau 10? - Tableau - Groups and Sets - Project Brief: 1,000 Start-ups - Working with Groups - Creation of Folders - Creating Static Set - Creating Dynamic Set - Combining Sets - Controlling Sets with Parameters - Dashboard: The Start-up Quadrant Preview - Dashboard Tricks	Tableau - Hands-On

23.09.2022

Session	Day 5 Plan - Data Analytics –Hands on Using Advanced Excel Features	Tools
Session 1	Correlation - Correlation Analysis - Formulation of Correlation Matrix - Product Moment Correlation - Partial Correlation - Non metric Correlation - Mapping Correlation concept with Real Time Example	Advanced MS Excel
	Regression - Linear Regression Analysis - Formulation of Regression Model - Bivariate Regression - Statistics Associated with Bivariate Regression Analysis - Conducting Bivariate Regression Analysis - Multiple Regressions - Conducting Multiple Regression - Mapping Bivariate Regression with Real Time Example	
	Tea Break	
Session 2	Pivot Table -Inserting a PivotTable - Choosing Fields and Sort Data - Filter Data and Change Summary calculation - Two Dimensional Pivot Table - Data Table -insert a table and sort a table - filter a table and total row - structured references and table styles	Advanced MS Excel
	Pivot Chart - Group Pivot Table Items - Multi - level Pivot Table - Frequency Distribution - Pivot Chart and Slicers - Update Pivot Table - Calculated Field/Item - T-Test - Parametric Test - T -test (One and Two - Sample - Z - test (One and Two Sample) - F - Test (One and Two Sample)	
	Lunch Break	

Session 3	Lookup Function - Vlookup function and Hlookup functions - match and index and choose, text rates and offset - left lookup and two way lookup, locate maximum value and indirect - Formula Error - ##### error, #name? Error and #value! Error - #div/0! Error and #ref! Error, iferror and iserror - Circular reference and formula auditing and floating point errors	Advanced MS Excel
	Data Validation - create data validation rule and input message and error alert - data validation result and rejection of invalid dates - budget limit and prevent duplicate entries - product codes and drop down list, dependent drop down list	
	Compactability Function - Scenario Manager - Create Scenario using Scenario Manager - Using the Scenario Summary - Using Goal seek Analysis - Data Tables - Quadratic Equation - Using a Two Input Data Table	
	Solver- Load Solver Add-In - Formulate the Model - Trial and Error - Solve the Model - Transportation Problem - Assignment Problem - Shortest path problem - Maximum Flow Problem - Capital Investment - Sensitivity Analysis	

24.09.2022

Session	Day 6 Plan - Real Time Project -Handson Using Tableau	Tools
Session 1	Project 1: Banking Analytics - Automation of Bank Loan eligibility process using Data Visualisation Using Tableau - Identification of potential customers who have a higher probability of purchasing the loan. - Predicting bank's revenue pattern based on saving account and loans they offer.	Tableau - Hands-On
Tea Break		
Session 2	Project 2: HR Analytics - Automation of Employee Attrition rate analysis using Data Visualisation Using Tableau - To model the probability of attrition. - To understand what changes they should make to their workplace, in order to get most of their employees to stay. - To understand what factors they should focus on, in order to curb attrition.	Tableau - Hands-On
Lunch Break		
Session 3	Project:3 - Employee Termination Analysis - Is there any relationship between who a person works for and their performance score?-What is the overall diversity profile of the organization? - What are our best recruiting sources if we want to ensure a diverse organization? Group Presentation - Course Revision and Course Assesment	Tableau - Hands-On

Course Outcomes:

At the end of the course, the students will be able to

CO1: Visualize the objects in different dimensions.


CO2: Design and process the data for Virtualization

CO3: Apply the visualization techniques in physical sciences, computer science, applied mathematics and medical sciences

CO4: Apply the visualization techniques for research projects


Course Co-ordinator


VAC Co-ordinator


HOD-CSE



(An Autonomous Institution - AFFILIATED TO ANNA UNIVERSITY, CHENNAI)

S.P.G.Chidambaram Nadar - C.Nagamimalai Campus
S.P.G.C. Nagar, K.Velakulam - 625 701 (Near VIRUDHUNAGAR).

Department of Computer Science and Engineering

VALUE ADDED COURSES - Minutes

Value Added Courses are very important to bridge the gap between the academic and industry needs. These courses which help a particular individual to develop their own skills in their chosen field of the study are conducted by professionals and industry experts. They help students stand apart from the rest in the job market by adding further value to their resume.

A meeting was conducted on 28-07-2022 at 10.30am in the Department Office to discuss the various points about Value Added Courses.

I.Members present:

1. Dr.A.Meenakshi, Head & Professor
2. Value Added Course Co-ordinators
 - a. Dr.G.Nirmala, AP-CSE
 - b. Dr.G.Uma Maheswari AP-CSE
3. Three Member Committee
 - a. Dr.R.Muthuselvi Prof-CSE
 - b. Dr.P.Praveen Kumar AP-CSE
 - c. Dr.G.Nirmala AP-CSE

II.Agenda

1. Guide lines for Value Added Courses (VAC)
2. Faculty members' domain of interest and Students' options
3. Identification of Value Added Courses and Trainers from Industries

III.Minutes

1. Guidelines of VAC are discussed.

- The students may optionally undergo value added courses offered by experts from industry / other institutions (Academic / Research) / institution faculty on specialized topics.
- Every 15 period course will be given 1 credit.
- If the value added course is a theory, then the contact hours in a day shall not exceed four periods.
- The courses shall be conducted without affecting the regular academic schedule.
- Candidates can complete such courses during 3rd to 8th semesters as and when these courses are offered by departments.

- A candidate will also be permitted to register such course offered by other departments.
- The Department / Course in-charge / Faculty / Expert concerned shall conduct one assessment at the end of the course
- The Head of the Department shall form a committee to monitor the progress of the course.
- Candidates can take a maximum of two one-credit courses / one two- credit course during an academic year if offered.
- Credits earned under this category will be over and above the total credit requirement as prescribed in the Employability Enhancement Courses category excluding the actual credits required for project works.

2. Faculty members' Domain of interest and Students options are obtained.

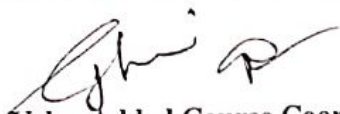
- Faculty members' domain interests are obtained and various courses are suggested. Options from III year students are obtained based on their suggestion.
- According to the meeting Conducted, 7 courses were identified such as
 - MERN Stack
 - MEAN Stack
 - Selenium (Software Testing Tool)
 - Devops(development-Operations)
 - UI / UX (User Interface/ User Experience)
 - VFX(Visual Effects)
 - Data Visualization using Tableau
- The information about the courses was given to the students to know their option of interest and a form was generated to receive their responses.
- According to the responses received from the students 4 courses were primarily identified such as
 - MERN Stack
 - MEAN Stack
 - Data Visualization using Tableau
 - Devops(Development-Operations)
- The faculty coordinators are nominated for each course in accordance to their interest shown. The list is shown as follows:
 - MERN Stack Co-ordinators (Ms.K.Leelarani & Ms.S.Shobika)
 - MEAN Stack Co-ordinators (Ms.T.Rajashree & Ms.G.Vijayalalitha)
 - Data Visualization using Tableau Co-ordinators (Ms.S.Athilakshmi, Ms.S.Janani & Dr.G.Uma Maheswari)
 - Devops(Development-Operations)Co-ordinators (Mr.M.Rajasekaran & Ms.J.Lavanya)


3. Value Added Courses and Industries are identified.

The following industries are identified to conduct the courses

S.NO	COURSES TO BE OFFERED	NAME OF THE COMPANY
1	MERN Stack	Lamdatech Softics, Virudhunagar
2	MEAN Stack	VEI Technologies Pvt Ltd, Chennai
3	Data Visualization using Tableau	Brainswig Edutech Pvt Ltd, Chennai
4	Devops	SMI Infotech Sol Pvt Ltd

S.No	Name of the course	Venue	Class	Date
1	MERN Stack	Visual Computing Lab	III CSE & ADS	19-09-22 to 24-09-22
2	MEAN Stack	Information Systems Lab		
3	Data Visualization using Tableau	Mobile Application Development Lab		
4	Devops	Cloud Computing Lab		


Value Added Course Coordinators


HoD-CSE

DEPARTMENT OF COMPUTER SCIENCE AND ENGINEERING

Value Added Course

on

DATA VISUALIZATION USING TABLEAU



19.09.22-24.09.22

Year: III CSE & ADS

Resource Person: Dr. R. Dinesh Babu

Venue: Modern Application Development Lab

Regulation: R2020



[Signature]
Course Co-ordinator

[Signature]
Co-ordinator

[Signature]
HOD-CSE



BRAINSWIG EDUTECH PVT. LTD, CHENNAI


(Approved By Ministry of Corporate Affairs, Government of India)

An ISO 9001 : 2015 Certified Institution

KAMARAJ COLLEGE OF ENGINEERING AND TECHNOLOGY

An Autonomous Institution - Affiliated To Anna University, Chennai

Approved By AICTE, New Delhi



COURSE COMPLETION CERTIFICATE

Reg.No : BSDV0501

Certificate No. DV10501

This is to certify that ~~Mr./Ms~~ JOESHIKA . S has attended Value Added Course offered by Brainswig Edutech Pvt. Ltd, Chennai on DATA VISUALIZATION USING TABLEAU - HANDSON from 19.09.2022 to 24.09.2022 in association with the Department of Computer Science and Engineering, Kamaraj College of Engineering and Technology, Near Virudhunagar.

ASSESSMENT MARK: 95%

Dr. R. Dinesh Babu
Managing Director

Brainswig Edutech Pvt. Ltd

COORDINATOR'S
KCET

HOD - CSE
KCET

PRINCIPAL
KCET



BRAINSWIG EDUTECH PVT. LTD, CHENNAI

(Approved By Ministry of Corporate Affairs, Government of India)

An ISO 9001 : 2015 Certified Institution

KAMARAJ COLLEGE OF ENGINEERING AND TECHNOLOGY

An Autonomous Institution - Affiliated To Anna University, Chennai

Approved By AICTE, New Delhi



COURSE COMPLETION CERTIFICATE

Reg.No : BSDV0502

Certificate No. DV10502

This is to certify that ~~Mr./Ms~~ JANASORUPAA · J has attended Value Added Course offered by Brainswig Edutech Pvt. Ltd, Chennai on DATA VISUALIZATION USING TABLEAU - HANDSON from 19.09.2022 to 24.09.2022 in association with the Department of Computer Science and Engineering, Kamaraj College of Engineering and Technology, Near Virudhunagar.

ASSESSMENT MARK: 96%

Dr. R. Dinesh Babu
Managing Director
Brainswig Edutech Pvt. Ltd

COORDINATOR'S
KCET

HOD - CSE
KCET

PRINCIPAL
KCET



(Approved By Ministry of Corporate Affairs, Government of India)

An ISO 9001 : 2015 Certified Institution

KAMARAJ COLLEGE OF ENGINEERING AND TECHNOLOGY

An Autonomous Institution - Affiliated To Anna University, Chennai

Approved By AICTE, New Delhi



COURSE COMPLETION CERTIFICATE

Reg.No : BSDV0507

Certificate No. DV10507

This is to certify that Mr./~~Ms~~ SHRI RAJESHWARAN . M has attended Value Added Course offered by Brainswig Edutech Pvt. Ltd, Chennai on DATA VISUALIZATION USING TABLEAU - HANDSON from 19.09.2022 to 24.09.2022 in association with the Department of Computer Science and Engineering, Kamaraj College of Engineering and Technology, Near Virudhunagar.

ASSESSMENT MARK: 75 %

Dr. R. Dinesh Babu
Managing Director
Brainswig Edutech Pvt. Ltd

COORDINATOR'S
KCET

HOD - CSE
KCET

PRINCIPAL
KCET



BRAINSWIG EDUTECH PVT. LTD, CHENNAI

(Approved By Ministry of Corporate Affairs, Government of India)

An ISO 9001 : 2015 Certified Institution

KAMARAJ COLLEGE OF ENGINEERING AND TECHNOLOGY

An Autonomous Institution - Affiliated To Anna University, Chennai

Approved By AICTE, New Delhi



COURSE COMPLETION CERTIFICATE

Reg.No : BSDV0509

Certificate No. DV10509

This is to certify that Mr./Ms VENKATESH · M has attended Value Added Course offered by Brainswig Edutech Pvt. Ltd, Chennai on DATA VISUALIZATION USING TABLEAU - HANDSON from 19.09.2022 to 24.09.2022 in association with the Department of Computer Science and Engineering, Kamaraj College of Engineering and Technology, Near Virudhunagar.

ASSESSMENT MARK: 75%.

Dr. R. Dinesh Babu
Managing Director
Brainswig Edutech Pvt. Ltd

COORDINATOR's
KCET

HOD - CSE
KCET

PRINCIPAL
KCET



BRAINSWIG EDUTECH PVT. LTD, CHENNAI

(Approved By Ministry of Corporate Affairs, Government of India)

An ISO 9001 : 2015 Certified Institution

KAMARAJ COLLEGE OF ENGINEERING AND TECHNOLOGY

An Autonomous Institution - Affiliated To Anna University, Chennai

Approved By AICTE, New Delhi



COURSE COMPLETION CERTIFICATE

Reg.No : BSDV0510

Certificate No. DV10510

This is to certify that Mr./Ms SOWMIYA R has attended Value Added Course offered by Brainswig Edutech Pvt. Ltd, Chennai on DATA VISUALIZATION USING TABLEAU - HANDSON from 19.09.2022 to 24.09.2022 in association with the Department of Computer Science and Engineering, Kamaraj College of Engineering and Technology, Near Virudhunagar.

ASSESSMENT MARK: 75%


Dr. R. Dinesh Babu
Managing Director

Brainswig Edutech Pvt. Ltd

COORDINATOR'S
KCET

HOD - CSE
KCET

PRINCIPAL
KCET



BRAINSWIG EDUTECH PVT. LTD, CHENNAI

(Approved By Ministry of Corporate Affairs, Government of India)

An ISO 9001 : 2015 Certified Institution

KAMARAJ COLLEGE OF ENGINEERING AND TECHNOLOGY

An Autonomous Institution - Affiliated To Anna University, Chennai

Approved By AICTE, New Delhi



COURSE COMPLETION CERTIFICATE

Reg.No : BSDV0511

Certificate No. DV10511

This is to certify that Mr./Ms DHARSHINI . S has attended Value Added Course offered by Brainswig Edutech Pvt. Ltd, Chennai on DATA VISUALIZATION USING TABLEAU - HANDSON from 19.09.2022 to 24.09.2022 in association with the Department of Computer Science and Engineering, Kamaraj College of Engineering and Technology, Near Virudhunagar.

ASSESSMENT MARK: 97%

Dr. R. Dinesh Babu
Managing Director

Brainswig Edutech Pvt. Ltd

COORDINATOR's
KCET

HOD - CSE
KCET

PRINCIPAL
KCET



BRAINSWIG EDUTECH PVT. LTD, CHENNAI

(Approved By Ministry of Corporate Affairs, Government of India)

An ISO 9001 : 2015 Certified Institution

KAMARAJ COLLEGE OF ENGINEERING AND TECHNOLOGY

An Autonomous Institution - Affiliated To Anna University, Chennai

Approved By AICTE, New Delhi



COURSE COMPLETION CERTIFICATE

Reg.No : BSDV0514

Certificate No. DV10514

This is to certify that Mr./Ms PALANISANKARANARAYANAN R has attended Value Added Course offered by Brainswig Edutech Pvt. Ltd, Chennai on DATA VISUALIZATION USING TABLEAU - HANDSON from 19.09.2022 to 24.09.2022 in association with the Department of Computer Science and Engineering, Kamaraj College of Engineering and Technology, Near Virudhunagar.

ASSESSMENT MARK: 80%


Dr. R. Dinesh Babu
Managing Director

Brainswig Edutech Pvt. Ltd

COORDINATOR'S
KCET

HOD - CSE
KCET

PRINCIPAL
KCET



BRAINSWIG EDUTECH PVT. LTD, CHENNAI

(Approved By Ministry of Corporate Affairs, Government of India)

An ISO 9001 : 2015 Certified Institution

KAMARAJ COLLEGE OF ENGINEERING AND TECHNOLOGY

An Autonomous Institution - Affiliated To Anna University, Chennai

Approved By AICTE, New Delhi



COURSE COMPLETION CERTIFICATE

Reg.No : BSDV0515

Certificate No. DV10515

This is to certify that Mr./Ms HENRY JEBHA . J has attended Value Added Course offered by Brainswig Edutech Pvt. Ltd, Chennai on DATA VISUALIZATION USING TABLEAU - HANDSON from 19.09.2022 to 24.09.2022 in association with the Department of Computer Science and Engineering, Kamaraj College of Engineering and Technology, Near Virudhunagar.

ASSESSMENT MARK: 81%

Dr. R. Dinesh Babu
Managing Director

Brainswig Edutech Pvt. Ltd

COORDINATOR'S
KCET

HOD - CSE
KCET

PRINCIPAL
KCET



BRAINSWIG EDUTECH PVT. LTD, CHENNAI

(Approved By Ministry of Corporate Affairs, Government of India)

An ISO 9001 : 2015 Certified Institution

KAMARAJ COLLEGE OF ENGINEERING AND TECHNOLOGY

An Autonomous Institution - Affiliated To Anna University, Chennai

Approved By AICTE, New Delhi



COURSE COMPLETION CERTIFICATE

Reg.No : BSDV0516

Certificate No. DV10516

This is to certify that Mr./Ms VASANTH · K has attended Value Added Course offered by Brainswig Edutech Pvt. Ltd, Chennai on DATA VISUALIZATION USING TABLEAU - HANDSON from 19.09.2022 to 24.09.2022 in association with the Department of Computer Science and Engineering, Kamaraj College of Engineering and Technology, Near Virudhunagar.

ASSESSMENT MARK: 75 %

Dr. R. Dinesh Babu
Managing Director

Brainswig Edutech Pvt. Ltd

COORDINATOR'S
KCET

HOD - CSE
KCET

PRINCIPAL
KCET



BRAINSWIG EDUTECH PVT. LTD, CHENNAI

(Approved By Ministry of Corporate Affairs, Government of India)

An ISO 9001 : 2015 Certified Institution

KAMARAJ COLLEGE OF ENGINEERING AND TECHNOLOGY

An Autonomous Institution - Affiliated To Anna University, Chennai

Approved By AICTE, New Delhi



COURSE COMPLETION CERTIFICATE

Reg.No : BSDV0517

Certificate No. DV10517

This is to certify that Mr./Ms SREE PREETHI . S . K has attended Value Added Course offered by Brainswig Edutech Pvt. Ltd, Chennai on DATA VISUALIZATION USING TABLEAU - HANDSON from 19.09.2022 to 24.09.2022 in association with the Department of Computer Science and Engineering, Kamaraj College of Engineering and Technology, Near Virudhunagar.

ASSESSMENT MARK: 96%

Dr. R. Dinesh Babu
Managing Director

Brainswig Edutech Pvt. Ltd

COORDINATOR's
KCET

HOD - CSE
KCET

PRINCIPAL
KCET



BRAINSWIG EDUTECH PVT. LTD, CHENNAI

(Approved By Ministry of Corporate Affairs, Government of India)

An ISO 9001 : 2015 Certified Institution

KAMARAJ COLLEGE OF ENGINEERING AND TECHNOLOGY

An Autonomous Institution - Affiliated To Anna University, Chennai

Approved By AICTE, New Delhi



COURSE COMPLETION CERTIFICATE

Reg.No : BSDV0518

Certificate No. DV10518

This is to certify that Mr./Ms AMBRISH K has attended Value Added Course offered by Brainswig Edutech Pvt. Ltd, Chennai on DATA VISUALIZATION USING TABLEAU - HANDSON from 19.09.2022 to 24.09.2022 in association with the Department of Computer Science and Engineering, Kamaraj College of Engineering and Technology, Near Virudhunagar.

ASSESSMENT MARK: 75%

Dr. R. Dinesh Babu
Managing Director
Brainswig Edutech Pvt. Ltd

COORDINATOR'S
KCET

HOD - CSE
KCET

PRINCIPAL
KCET



BRAINSWIG EDUTECH PVT. LTD, CHENNAI

(Approved By Ministry of Corporate Affairs, Government of India)

An ISO 9001 : 2015 Certified Institution

KAMARAJ COLLEGE OF ENGINEERING AND TECHNOLOGY

An Autonomous Institution - Affiliated To Anna University, Chennai

Approved By AICTE, New Delhi



COURSE COMPLETION CERTIFICATE

Reg.No : BSDV0520

Certificate No. DV10520

This is to certify that Mr./Ms HARIKRISHINA. M has attended Value Added Course offered by Brainswig Edutech Pvt. Ltd, Chennai on DATA VISUALIZATION USING TABLEAU - HANDSON from 19.09.2022 to 24.09.2022 in association with the Department of Computer Science and Engineering, Kamaraj College of Engineering and Technology, Near Virudhunagar.

ASSESSMENT MARK: 85%

Dr. R. Dinesh Babu
Managing Director
Brainswig Edutech Pvt. Ltd

COORDINATOR'S
KCET

HOD - CSE
KCET

PRINCIPAL
KCET



BRAINSWIG EDUTECH PVT. LTD, CHENNAI

(Approved By Ministry of Corporate Affairs, Government of India)

An ISO 9001 : 2015 Certified Institution

KAMARAJ COLLEGE OF ENGINEERING AND TECHNOLOGY

An Autonomous Institution - Affiliated To Anna University, Chennai

Approved By AICTE, New Delhi



COURSE COMPLETION CERTIFICATE

Reg.No : BSDV0521

Certificate No. DV10521

This is to certify that Mr./Ms SENTHILMURUGAN . S has attended Value Added Course offered by Brainswig Edutech Pvt. Ltd, Chennai on DATA VISUALIZATION USING TABLEAU - HANDSON from 19.09.2022 to 24.09.2022 in association with the Department of Computer Science and Engineering, Kamaraj College of Engineering and Technology, Near Virudhunagar.

ASSESSMENT MARK: 81%

Dr. R. Dinesh Babu
Managing Director

Brainswig Edutech Pvt. Ltd

COORDINATOR's
KCET

HOD - CSE
KCET

PRINCIPAL
KCET



BRAINSWIG EDUTECH PVT. LTD, CHENNAI

(Approved By Ministry of Corporate Affairs, Government of India)

An ISO 9001 : 2015 Certified Institution

KAMARAJ COLLEGE OF ENGINEERING AND TECHNOLOGY

An Autonomous Institution - Affiliated To Anna University, Chennai

Approved By AICTE, New Delhi



COURSE COMPLETION CERTIFICATE

Reg.No : BSDV0523

Certificate No. DV10523

This is to certify that Mr./Ms GLOWTHAM . U has attended Value Added Course offered by Brainswig Edutech Pvt. Ltd, Chennai on DATA VISUALIZATION USING TABLEAU - HANDSON from 19.09.2022 to 24.09.2022 in association with the Department of Computer Science and Engineering, Kamaraj College of Engineering and Technology, Near Virudhunagar.

ASSESSMENT MARK: 82%

Dr. R. Dinesh Babu
Managing Director

Brainswig Edutech Pvt. Ltd

COORDINATOR'S
KCET

HOD - CSE
KCET

PRINCIPAL
KCET



BRAINSWIG EDUTECH PVT. LTD, CHENNAI

(Approved By Ministry of Corporate Affairs, Government of India)

An ISO 9001 : 2015 Certified Institution

KAMARAJ COLLEGE OF ENGINEERING AND TECHNOLOGY

An Autonomous Institution - Affiliated To Anna University, Chennai

Approved By AICTE, New Delhi



COURSE COMPLETION CERTIFICATE

Reg.No : BSDV0525

Certificate No. DV10525

This is to certify that Mr./Ms SUGIAPRIYA S has attended Value Added Course offered by Brainswig Edutech Pvt. Ltd, Chennai on DATA VISUALIZATION USING TABLEAU - HANDSON from 19.09.2022 to 24.09.2022 in association with the Department of Computer Science and Engineering, Kamaraj College of Engineering and Technology, Near Virudhunagar.

ASSESSMENT MARK: 75 %


Dr. R. Dinesh Babu
Managing Director

Brainswig Edutech Pvt. Ltd

COORDINATOR's
KCET

HOD - CSE
KCET

PRINCIPAL
KCET



BRAINSWIG EDUTECH PVT. LTD, CHENNAI

(Approved By Ministry of Corporate Affairs, Government of India)

An ISO 9001 : 2015 Certified Institution

KAMARAJ COLLEGE OF ENGINEERING AND TECHNOLOGY

An Autonomous Institution - Affiliated To Anna University, Chennai

Approved By AICTE, New Delhi



COURSE COMPLETION CERTIFICATE

Reg.No : BSDV0526

Certificate No. DV10526

This is to certify that Mr./Ms SURYAKUMAR . C has attended Value Added Course offered by Brainswig Edutech Pvt. Ltd, Chennai on DATA VISUALIZATION USING TABLEAU - HANDSON from 19.09.2022 to 24.09.2022 in association with the Department of Computer Science and Engineering, Kamaraj College of Engineering and Technology, Near Virudhunagar.

ASSESSMENT MARK: 81%

Dr. R. Dinesh Babu
Managing Director

Brainswig Edutech Pvt. Ltd

COORDINATOR's
KCET

HOD - CSE
KCET

PRINCIPAL
KCET



BRAINSWIG EDUTECH PVT. LTD, CHENNAI

(Approved By Ministry of Corporate Affairs, Government of India)

An ISO 9001 : 2015 Certified Institution

KAMARAJ COLLEGE OF ENGINEERING AND TECHNOLOGY

An Autonomous Institution - Affiliated To Anna University, Chennai

Approved By AICTE, New Delhi



COURSE COMPLETION CERTIFICATE

Reg.No : BSDV0527

Certificate No. DV10527

This is to certify that Mr./Ms DEEPIKA LAKSHMI . B has attended Value Added Course offered by Brainswig Edutech Pvt. Ltd, Chennai on DATA VISUALIZATION USING TABLEAU - HANDSON from 19.09.2022 to 24.09.2022 in association with the Department of Computer Science and Engineering, Kamaraj College of Engineering and Technology, Near Virudhunagar.

ASSESSMENT MARK: 90%

Dr. R. Dinesh Babu
Managing Director

Brainswig Edutech Pvt. Ltd

COORDINATOR's
KCET

HOD - CSE
KCET

PRINCIPAL
KCET



BRAINSWIG EDUTECH PVT. LTD, CHENNAI

(Approved By Ministry of Corporate Affairs, Government of India)

An ISO 9001 : 2015 Certified Institution

KAMARAJ COLLEGE OF ENGINEERING AND TECHNOLOGY

An Autonomous Institution - Affiliated To Anna University, Chennai

Approved By AICTE, New Delhi



COURSE COMPLETION CERTIFICATE

Reg.No : BSDV0528

Certificate No. DV10528

This is to certify that Mr./Ms DHARANI . R has attended Value Added Course offered by Brainswig Edutech Pvt. Ltd, Chennai on DATA VISUALIZATION USING TABLEAU - HANDSON from 19.09.2022 to 24.09.2022 in association with the Department of Computer Science and Engineering, Kamaraj College of Engineering and Technology, Near Virudhunagar.

ASSESSMENT MARK: 96%

Dr. R. Dinesh Babu
Managing Director

Brainswig Edutech Pvt. Ltd

COORDINATOR'S
KCET

HOD - CSE
KCET

PRINCIPAL
KCET



BRAINSWIG EDUTECH PVT. LTD, CHENNAI

(Approved By Ministry of Corporate Affairs, Government of India)

An ISO 9001 : 2015 Certified Institution

KAMARAJ COLLEGE OF ENGINEERING AND TECHNOLOGY

An Autonomous Institution - Affiliated To Anna University, Chennai

Approved By AICTE, New Delhi



COURSE COMPLETION CERTIFICATE

Reg.No : BSDV0529

Certificate No. DV10529

This is to certify that Mr./Ms NAVINSURYA . K has attended Value Added Course offered by Brainswig Edutech Pvt. Ltd, Chennai on DATA VISUALIZATION USING TABLEAU - HANDSON from 19.09.2022 to 24.09.2022 in association with the Department of Computer Science and Engineering, Kamaraj College of Engineering and Technology, Near Virudhunagar.

ASSESSMENT MARK: 75 %

Dr. R. Dinesh Babu
Managing Director

Brainswig Edutech Pvt. Ltd

COORDINATOR'S
KCET

HOD - CSE
KCET

PRINCIPAL
KCET



BRAINSWIG EDUTECH PVT. LTD, CHENNAI

(Approved By Ministry of Corporate Affairs, Government of India)

An ISO 9001 : 2015 Certified Institution

KAMARAJ COLLEGE OF ENGINEERING AND TECHNOLOGY

An Autonomous Institution - Affiliated To Anna University, Chennai

Approved By AICTE, New Delhi



COURSE COMPLETION CERTIFICATE

Reg.No : BSDV0530

Certificate No. DV10530

This is to certify that Mr./Ms ALFAN REGU . P has attended Value Added Course offered by Brainswig Edutech Pvt. Ltd, Chennai on DATA VISUALIZATION USING TABLEAU - HANDSON from 19.09.2022 to 24.09.2022 in association with the Department of Computer Science and Engineering, Kamaraj College of Engineering and Technology, Near Virudhunagar.

ASSESSMENT MARK: 75 %


Dr. R. Dinesh Babu
Managing Director

Brainswig Edutech Pvt. Ltd

COORDINATOR's
KCET

HOD - CSE
KCET

PRINCIPAL
KCET



BRAINSWIG EDUTECH PVT. LTD, CHENNAI

(Approved By Ministry of Corporate Affairs, Government of India)

An ISO 9001 : 2015 Certified Institution

KAMARAJ COLLEGE OF ENGINEERING AND TECHNOLOGY

An Autonomous Institution - Affiliated To Anna University, Chennai

Approved By AICTE, New Delhi



COURSE COMPLETION CERTIFICATE

Reg.No : BSDV0532

Certificate No. DV10532

This is to certify that Mr./Ms KALA PAVITHRA.K.M has attended Value Added Course offered by Brainswig Edutech Pvt. Ltd, Chennai on DATA VISUALIZATION USING TABLEAU - HANDSON from 19.09.2022 to 24.09.2022 in association with the Department of Computer Science and Engineering, Kamaraj College of Engineering and Technology, Near Virudhunagar.

ASSESSMENT MARK: 97%

Dr. R. Dinesh Babu
Managing Director

Brainswig Edutech Pvt. Ltd

COORDINATOR'S
KCET

HOD - CSE
KCET

PRINCIPAL
KCET



BRAINSWIG EDUTECH PVT. LTD, CHENNAI

(Approved By Ministry of Corporate Affairs, Government of India)

An ISO 9001 : 2015 Certified Institution

KAMARAJ COLLEGE OF ENGINEERING AND TECHNOLOGY

An Autonomous Institution - Affiliated To Anna University, Chennai

Approved By AICTE, New Delhi



COURSE COMPLETION CERTIFICATE

Reg.No : BSDV0535

Certificate No. DV10535

This is to certify that ~~Mr./Ms~~ SOUNDARYALAKSHMI . B has attended Value Added Course offered by Brainswig Edutech Pvt. Ltd, Chennai on DATA VISUALIZATION USING TABLEAU - HANDSON from 19.09.2022 to 24.09.2022 in association with the Department of Computer Science and Engineering, Kamaraj College of Engineering and Technology, Near Virudhunagar.

ASSESSMENT MARK: 92 %

Dr. R. Dinesh Babu
Managing Director

Brainswig Edutech Pvt. Ltd

COORDINATOR's
KCET

HOD - CSE
KCET

PRINCIPAL
KCET



BRAINSWIG EDUTECH PVT. LTD, CHENNAI

(Approved By Ministry of Corporate Affairs, Government of India)

An ISO 9001 : 2015 Certified Institution

KAMARAJ COLLEGE OF ENGINEERING AND TECHNOLOGY

An Autonomous Institution - Affiliated To Anna University, Chennai

Approved By AICTE, New Delhi



COURSE COMPLETION CERTIFICATE

Reg.No : BSDV0536

Certificate No. DV10536

This is to certify that Mr./Ms RAMPRIYA S has attended Value Added Course offered by Brainswig Edutech Pvt. Ltd, Chennai on DATA VISUALIZATION USING TABLEAU - HANDSON from 19.09.2022 to 24.09.2022 in association with the Department of Computer Science and Engineering, Kamaraj College of Engineering and Technology, Near Virudhunagar.

ASSESSMENT MARK: 88 %

Dr. R. Dinesh Babu
Managing Director
Brainswig Edutech Pvt. Ltd

COORDINATOR's
KCET

HOD - CSE
KCET

PRINCIPAL
KCET



BRAINSWIG EDUTECH PVT. LTD, CHENNAI

(Approved By Ministry of Corporate Affairs, Government of India)

An ISO 9001 : 2015 Certified Institution

KAMARAJ COLLEGE OF ENGINEERING AND TECHNOLOGY

An Autonomous Institution - Affiliated To Anna University, Chennai

Approved By AICTE, New Delhi



COURSE COMPLETION CERTIFICATE

Reg.No : BSDV0537

Certificate No. DV10537

This is to certify that Mr./Ms RAJASRI . M has attended Value Added Course offered by Brainswig Edutech Pvt. Ltd, Chennai on DATA VISUALIZATION USING TABLEAU - HANDSON from 19.09.2022 to 24.09.2022 in association with the Department of Computer Science and Engineering, Kamaraj College of Engineering and Technology, Near Virudhunagar.

ASSESSMENT MARK: 75 %

Dr. R. Dinesh Babu
Managing Director

Brainswig Edutech Pvt. Ltd

COORDINATOR's
KCET

HOD - CSE
KCET

PRINCIPAL
KCET



BRAINSWIG EDUTECH PVT. LTD, CHENNAI

(Approved By Ministry of Corporate Affairs, Government of India)

An ISO 9001 : 2015 Certified Institution

KAMARAJ COLLEGE OF ENGINEERING AND TECHNOLOGY

An Autonomous Institution - Affiliated To Anna University, Chennai

Approved By AICTE, New Delhi



COURSE COMPLETION CERTIFICATE

Reg.No : BSDV0538

Certificate No. DV10538

This is to certify that Mr./Ms ABDUL AJIS . M has attended Value Added Course offered by Brainswig Edutech Pvt. Ltd, Chennai on DATA VISUALIZATION USING TABLEAU - HANDSON from 19.09.2022 to 24.09.2022 in association with the Department of Computer Science and Engineering, Kamaraj College of Engineering and Technology, Near Virudhunagar.

ASSESSMENT MARK: 75 %

Dr. R. Dinesh Babu
Managing Director
Brainswig Edutech Pvt. Ltd

COORDINATOR's
KCET

HOD - CSE
KCET

PRINCIPAL
KCET



BRAINSWIG EDUTECH PVT. LTD, CHENNAI

(Approved By Ministry of Corporate Affairs, Government of India)

An ISO 9001 : 2015 Certified Institution

KAMARAJ COLLEGE OF ENGINEERING AND TECHNOLOGY

An Autonomous Institution - Affiliated To Anna University, Chennai

Approved By AICTE, New Delhi



COURSE COMPLETION CERTIFICATE

Reg.No : BSDV0539

Certificate No. DV10539

This is to certify that Mr./Ms. DURAI VENKATRAJU . S has attended Value Added Course offered by Brainswig Edutech Pvt. Ltd, Chennai on DATA VISUALIZATION USING TABLEAU - HANDSON from 19.09.2022 to 24.09.2022 in association with the Department of Computer Science and Engineering, Kamaraj College of Engineering and Technology, Near Virudhunagar.


ASSESSMENT MARK: 81 %

Dr. R. Dinesh Babu
Managing Director
Brainswig Edutech Pvt. Ltd

COORDINATOR'S
KCET

HOD - CSE
KCET

PRINCIPAL
KCET



BRAINSWIG EDUTECH PVT. LTD, CHENNAI

(Approved By Ministry of Corporate Affairs, Government of India)

An ISO 9001 : 2015 Certified Institution

KAMARAJ COLLEGE OF ENGINEERING AND TECHNOLOGY

An Autonomous Institution - Affiliated To Anna University, Chennai

Approved By AICTE, New Delhi



COURSE COMPLETION CERTIFICATE

Reg.No : BSDV0534

Certificate No. DV10534

This is to certify that Mr./~~Ms~~ BASIL TAMIL SELVAN . E has attended Value Added Course offered by Brainswig Edutech Pvt. Ltd, Chennai on DATA VISUALIZATION USING TABLEAU - HANDSON from 19.09.2022 to 24.09.2022 in association with the Department of Computer Science and Engineering, Kamaraj College of Engineering and Technology, Near Virudhunagar.

ASSESSMENT MARK: 90%

Dr. R. Dinesh Babu
Managing Director

Brainswig Edutech Pvt. Ltd

COORDINATOR's
KCET

HOD - CSE
KCET

PRINCIPAL
KCET



BRAINSWIG EDUTECH PVT. LTD, CHENNAI

(Approved By Ministry of Corporate Affairs, Government of India)

An ISO 9001 : 2015 Certified Institution

KAMARAJ COLLEGE OF ENGINEERING AND TECHNOLOGY

An Autonomous Institution - Affiliated To Anna University, Chennai

Approved By AICTE, New Delhi



COURSE COMPLETION CERTIFICATE

Reg.No : BSDV0512

Certificate No. DV10512

This is to certify that Mr./Ms JEEVARAJAN · R has attended Value Added Course offered by Brainswig Edutech Pvt. Ltd, Chennai on DATA VISUALIZATION USING TABLEAU - HANDSON from 19.09.2022 to 24.09.2022 in association with the Department of Computer Science and Engineering, Kamaraj College of Engineering and Technology, Near Virudhunagar.

ASSESSMENT MARK: 75 %


Dr. R. Dinesh Babu
Managing Director

Brainswig Edutech Pvt. Ltd

COORDINATOR'S
KCET

HOD - CSE
KCET

PRINCIPAL
KCET



BRAINSWIG EDUTECH PVT. LTD, CHENNAI

(Approved By Ministry of Corporate Affairs, Government of India)

An ISO 9001 : 2015 Certified Institution

KAMARAJ COLLEGE OF ENGINEERING AND TECHNOLOGY

An Autonomous Institution - Affiliated To Anna University, Chennai

Approved By AICTE, New Delhi



COURSE COMPLETION CERTIFICATE

Reg.No : BSDV0531

Certificate No. DV10531

This is to certify that Mr./Ms SANTHIYA · E has attended Value Added Course offered by Brainswig Edutech Pvt. Ltd, Chennai on DATA VISUALIZATION USING TABLEAU - HANDSON from 19.09.2022 to 24.09.2022 in association with the Department of Computer Science and Engineering, Kamaraj College of Engineering and Technology, Near Virudhunagar.

ASSESSMENT MARK: 96%


Dr. R. Dinesh Babu
Managing Director

Brainswig Edutech Pvt. Ltd

COORDINATOR's
KCET

HOD - CSE
KCET

PRINCIPAL
KCET



BRAINSWIG EDUTECH PVT. LTD, CHENNAI

(Approved By Ministry of Corporate Affairs, Government of India)

An ISO 9001 : 2015 Certified Institution

KAMARAJ COLLEGE OF ENGINEERING AND TECHNOLOGY

An Autonomous Institution - Affiliated To Anna University, Chennai

Approved By AICTE, New Delhi



COURSE COMPLETION CERTIFICATE

Reg.No : BSDV0524

Certificate No. DV10524

This is to certify that Mr./Ms SUSANNA J has attended Value Added Course offered by Brainswig Edutech Pvt. Ltd, Chennai on DATA VISUALIZATION USING TABLEAU - HANDSON from 19.09.2022 to 24.09.2022 in association with the Department of Computer Science and Engineering, Kamaraj College of Engineering and Technology, Near Virudhunagar.

ASSESSMENT MARK: 92 %

Dr. R. Dinesh Babu
Managing Director

Brainswig Edutech Pvt. Ltd

COORDINATOR'S
KCET

HOD - CSE
KCET

PRINCIPAL
KCET



BRAINSWIG EDUTECH PVT. LTD, CHENNAI

(Approved By Ministry of Corporate Affairs, Government of India)

An ISO 9001 : 2015 Certified Institution

KAMARAJ COLLEGE OF ENGINEERING AND TECHNOLOGY

An Autonomous Institution - Affiliated To Anna University, Chennai

Approved By AICTE, New Delhi



COURSE COMPLETION CERTIFICATE

Reg.No : BSDV0505

Certificate No. DV10505

This is to certify that ~~Mr./Ms~~ ANTONIVETHA . J has attended Value Added Course offered by Brainswig Edutech Pvt. Ltd, Chennai on DATA VISUALIZATION USING TABLEAU - HANDSON from 19.09.2022 to 24.09.2022 in association with the Department of Computer Science and Engineering, Kamaraj College of Engineering and Technology, Near Virudhunagar.

ASSESSMENT MARK: 75%


Dr. R. Dinesh Babu
Managing Director

Brainswig Edutech Pvt. Ltd

COORDINATOR's
KCET

HOD - CSE
KCET

PRINCIPAL
KCET



BRAINSWIG EDUTECH PVT. LTD, CHENNAI

(Approved By Ministry of Corporate Affairs, Government of India)

An ISO 9001 : 2015 Certified Institution

KAMARAJ COLLEGE OF ENGINEERING AND TECHNOLOGY

An Autonomous Institution - Affiliated To Anna University, Chennai

Approved By AICTE, New Delhi



COURSE COMPLETION CERTIFICATE

Reg.No : BSDV0540

Certificate No. DV10540

This is to certify that Mr./Ms SWETHA. B has attended Value Added Course offered by Brainswig Edutech Pvt. Ltd, Chennai on DATA VISUALIZATION USING TABLEAU - HANDSON from 19.09.2022 to 24.09.2022 in association with the Department of Computer Science and Engineering, Kamaraj College of Engineering and Technology, Near Virudhunagar.


ASSESSMENT MARK: 96%.

Dr. R. Dinesh Babu
Managing Director
Brainswig Edutech Pvt. Ltd

COORDINATOR's
KCET

HOD - CSE
KCET

PRINCIPAL
KCET



BRAINSWIG EDUTECH PVT. LTD, CHENNAI

(Approved By Ministry of Corporate Affairs, Government of India)

An ISO 9001 : 2015 Certified Institution

KAMARAJ COLLEGE OF ENGINEERING AND TECHNOLOGY

An Autonomous Institution - Affiliated To Anna University, Chennai

Approved By AICTE, New Delhi



COURSE COMPLETION CERTIFICATE

Reg.No : BSDV0508

Certificate No. DV10508

This is to certify that Mr./Ms KIPSON . A . J has attended Value Added Course offered by Brainswig Edutech Pvt. Ltd, Chennai on DATA VISUALIZATION USING TABLEAU - HANDSON from 19.09.2022 to 24.09.2022 in association with the Department of Computer Science and Engineering, Kamaraj College of Engineering and Technology, Near Virudhunagar.

ASSESSMENT MARK: 80%


Dr. R. Dinesh Babu
Managing Director

Brainswig Edutech Pvt. Ltd

COORDINATOR'S
KCET

HOD - CSE
KCET

PRINCIPAL
KCET



BRAINSWIG EDUTECH PVT. LTD, CHENNAI

(Approved By Ministry of Corporate Affairs, Government of India)

An ISO 9001 : 2015 Certified Institution

KAMARAJ COLLEGE OF ENGINEERING AND TECHNOLOGY

An Autonomous Institution - Affiliated To Anna University, Chennai

Approved By AICTE, New Delhi



COURSE COMPLETION CERTIFICATE

Reg.No : BSDV0504

Certificate No. DV10504

This is to certify that Mr./Ms VIGNESWARAN . R . K has attended Value Added Course offered by Brainswig Edutech Pvt. Ltd, Chennai on DATA VISUALIZATION USING TABLEAU - HANDSON from 19.09.2022 to 24.09.2022 in association with the Department of Computer Science and Engineering, Kamaraj College of Engineering and Technology, Near Virudhunagar.

ASSESSMENT MARK: 90%

Dr. R. Dinesh Babu
Managing Director

Brainswig Edutech Pvt. Ltd

COORDINATOR's
KCET

HOD - CSE
KCET

PRINCIPAL
KCET



BRAINSWIG EDUTECH PVT. LTD, CHENNAI

(Approved By Ministry of Corporate Affairs, Government of India)

An ISO 9001 : 2015 Certified Institution

KAMARAJ COLLEGE OF ENGINEERING AND TECHNOLOGY

An Autonomous Institution - Affiliated To Anna University, Chennai

Approved By AICTE, New Delhi



COURSE COMPLETION CERTIFICATE

Reg.No : BSDV0522

Certificate No. DV10522

This is to certify that ~~Mr./Ms~~ ROHINI-N has attended Value Added Course offered by Brainswig Edutech Pvt. Ltd, Chennai on DATA VISUALIZATION USING TABLEAU - HANDSON from 19.09.2022 to 24.09.2022 in association with the Department of Computer Science and Engineering, Kamaraj College of Engineering and Technology, Near Virudhunagar.

ASSESSMENT MARK: 93%


Dr. R. Dinesh Babu
Managing Director

Brainswig Edutech Pvt. Ltd

COORDINATOR'S
KCET

HOD - CSE
KCET

PRINCIPAL
KCET



BRAINSWIG EDUTECH PVT. LTD, CHENNAI

(Approved By Ministry of Corporate Affairs, Government of India)

An ISO 9001 : 2015 Certified Institution

KAMARAJ COLLEGE OF ENGINEERING AND TECHNOLOGY

An Autonomous Institution - Affiliated To Anna University, Chennai

Approved By AICTE, New Delhi



COURSE COMPLETION CERTIFICATE

Reg.No : BSDV0533

Certificate No. DV10533

This is to certify that **Mr./Ms** SUBALAKSHMI . V has attended Value Added Course offered by Brainswig Edutech Pvt. Ltd, Chennai on DATA VISUALIZATION USING TABLEAU - HANDSON from 19.09.2022 to 24.09.2022 in association with the Department of Computer Science and Engineering, Kamaraj College of Engineering and Technology, Near Virudhunagar.

ASSESSMENT MARK: 91%

Dr. R. Dinesh Babu
Managing Director

Brainswig Edutech Pvt. Ltd

COORDINATOR's
KCET

HOD - CSE
KCET

PRINCIPAL
KCET



BRAINSWIG EDUTECH PVT. LTD, CHENNAI

(Approved By Ministry of Corporate Affairs, Government of India)

An ISO 9001 : 2015 Certified Institution

KAMARAJ COLLEGE OF ENGINEERING AND TECHNOLOGY

An Autonomous Institution - Affiliated To Anna University, Chennai

Approved By AICTE, New Delhi



COURSE COMPLETION CERTIFICATE

Reg.No : BSDV0503

Certificate No. DV10503

This is to certify that Mr./Ms YOKESH SHARAN · K has attended Value Added Course offered by Brainswig Edutech Pvt. Ltd, Chennai on DATA VISUALIZATION USING TABLEAU - HANDSON from 19.09.2022 to 24.09.2022 in association with the Department of Computer Science and Engineering, Kamaraj College of Engineering and Technology, Near Virudhunagar.

ASSESSMENT MARK: 85%

Dr. R. Dinesh Babu
Managing Director

Brainswig Edutech Pvt. Ltd

COORDINATOR's
KCET

HOD - CSE
KCET

PRINCIPAL
KCET



BRAINSWIG EDUTECH PVT. LTD, CHENNAI

(Approved By Ministry of Corporate Affairs, Government of India)

An ISO 9001 : 2015 Certified Institution

KAMARAJ COLLEGE OF ENGINEERING AND TECHNOLOGY

An Autonomous Institution - Affiliated To Anna University, Chennai

Approved By AICTE, New Delhi



COURSE COMPLETION CERTIFICATE

Reg.No : SSDV0506

Certificate No. DV10506

This is to certify that Mr./Ms MANOAH · J has attended Value Added Course offered by Brainswig Edutech Pvt. Ltd, Chennai on DATA VISUALIZATION USING TABLEAU - HANDSON from 19.09.2022 to 24.09.2022 in association with the Department of Computer Science and Engineering, Kamaraj College of Engineering and Technology, Near Virudhunagar.

ASSESSMENT MARK: 83%

Dr. R. Dinesh Babu
Managing Director

Brainswig Edutech Pvt. Ltd

COORDINATOR'S
KCET

HOD - CSE
KCET

PRINCIPAL
KCET



BRAINSWIG EDUTECH PVT. LTD, CHENNAI

(Approved By Ministry of Corporate Affairs, Government of India)

An ISO 9001 : 2015 Certified Institution

KAMARAJ COLLEGE OF ENGINEERING AND TECHNOLOGY

An Autonomous Institution - Affiliated To Anna University, Chennai

Approved By AICTE, New Delhi



COURSE COMPLETION CERTIFICATE

Reg.No : BSDV0513

Certificate No. DV10513

This is to certify that **Mr./Ms** ARSHA · R has attended Value Added Course offered by Brainswig Edutech Pvt. Ltd, Chennai on DATA VISUALIZATION USING TABLEAU - HANDSON from 19.09.2022 to 24.09.2022 in association with the Department of Computer Science and Engineering, Kamaraj College of Engineering and Technology, Near Virudhunagar.

ASSESSMENT MARK: 75 %

Dr. R. Dinesh Babu
Managing Director
Brainswig Edutech Pvt. Ltd

COORDINATOR'S
KCET

HOD - CSE
KCET

PRINCIPAL
KCET



(An Autonomous Institution - AFFILIATED TO ANNA UNIVERSITY, CHENNAI)


S.P.G.Chidambara Nadar - C.Nagammal Campus
S.P.G.C. Nagar, K.Vellakulam - 625 701 (Near VIRUDHUNAGAR).


Department of Computer Science and Engineering

VALUE ADDED COURSES

Date and Time of VAC Exam Conducted

S.NO	Name of course	Date and Time of exam conducted
1	Data Visualization using Tableau	24-09-2022 (10:00 am to 11:30 pm)
2	MERN Stack	24.09.2022(02:30 P.M to 04:00 P.M)
3	Devops	24-09-2022(03.00 pm to 04.30 pm)
4	MEAN Stack	30.09.2022 (04.00 pm to 05.30 pm)


Value Added Course Coordinators


HoD-CSE

Sno	Team Name	Team Members <= 4	Project
1		S. Anshika E. Anshu J. Anshu Anandha	Problem statement : HR analytics employee performance analysis
2	TEAM DA VINCI.	S. Dhanshini J. Jara Serupaa R. Soumiya	Bank Loan Modelling
3		J. Susanna E. Santhiya B. Swetha S. Rampniya	Problem Statement : 1 HR Analytics Attention
4		S. K Sree Preethi Suga Priya . S Ghorani . R Rayshri . M	Problem statement : 1 HR Analytics Attention
5		B. Deepika Lakshmi B. Soundarya Lakshmi K. M. Kala Pavithra V. Subalakshmi N. Rohini	Problem Statement : 2 Bank Loan Status
6.	Team Hogwarts	P. Vigneshwaran K. Yokesu Sharan A. J. Kipson R. JeevaRajan M. Sri Rajeshwaran J. Mamoah	Problem Statement : 3 Bank Loan Modelling

Nitin Surya
J. HENDY JERHA
E. BASIL TAMIL SELVAN
C. SUBYAKUMAR
MABDUL ATIS
R. PALANI SANKARA NARAYANAN
V. MUTHURAMAN

prob. Statement
2.

Bank loan
status

P. Alfan Raju
S. Durai Venkat Raju
U. Gowtham
K. Ambrish
K. Vasanth
Santhosh Murgan
Hani Krishna

Employee.
Termination
analysis



(An Autonomous Institution - AFFILIATED TO ANNA UNIVERSITY, CHENNAI)

S.P.G.Chidambara Nadar - C.Nagammal Campus
S.P.G.C. Nagar, K.Vellakulam - 625 701 (Near VIRUDHUNAGAR).

DEPARTMENT OF COMPUTER SCIENCE AND ENGINEERING

Value Added Course on "DATA VISUALIZATION USING TABLEAU"

(19-09-2022 to 24-09-2022)

Date

: 19-9-2022

Total Number of Students:

40

Attended Students

: 38

Trainer's Name

: Mr.R.Dhinesh Babu

Managing Director

Brainswig Edutech Pvt Ltd.,

Chennai

VAC In-Charges

: Mrs.S.Athilakshmi AP/CSE

Ms.S.Janani AP/CSE

Dr.G.Uma Maheswari AP/CSE

Attendance Sheet

S.No.	Roll Number	Name of the Student	Year & Section	Session I 9.00 to 11.00 AM	Session II 11.00 to 12.40AM	Session III 1.30 to 4.00 PM
1	20UAD004	JOESHIK.A.S	III ADS		S Joeshika	S Joeshika
2	20UAD009	JANASORUPAA.J	III ADS		J. Janasorup.	J. Janasorup.
3	20UAD011	YOKESH SHARAN.K	III ADS		K. Yokesh	K. Yokesh
4	20UAD013	VIGNESWARAN.R.K	III ADS		V. Vigneswar.	V. Vigneswar.
5	20UAD019	ANTONIVETHA.J	III ADS		Antonivetha	Antonivetha
6	20UAD020	MANOAH.J	III ADS		Manoah	Manoah
7	20UAD024	SHRI RAJESHWARAN.M	III ADS		Shri Rajeshwar.	Shri Rajeshwar.
8	20UAD029	KIPSON.A.J	III ADS		Kipson	Kipson
9	20UAD033	VENKATESH.M	III ADS		Leave	Leave
10	20UAD034	SOWMIYA.R	III ADS		S. Sowmiya	S. Sowmiya
11	20UAD041	DHARSHINI.S	III ADS		S. Dharsini	S. Dharsini
12	20UAD042	JEEVARAJAN.R	III ADS		Jeevarajan	Jeevarajan

(An Autonomous Institution - AFFILIATED TO ANNA UNIVERSITY, CHENNAI)

S.P.G.Chidambara Nadar - C.Nagammal Campus
S.P.G.C. Nagar, K Vellakulam - 625 701 (Near VIRUDHUNAGAR).

DEPARTMENT OF COMPUTER SCIENCE AND ENGINEERING

Value Added Course on "DATA VISUALIZATION USING TABLEAU"

(19-09-2022 to 24-09-2022)

Date : 20-9-2022 - Tuesday

Total Number of Students: 40

Attended Students : 35

Trainer's Name : Mr.R.Dhinesh Babu

Managing Director

Brainswig Edutech Pvt Ltd.,

Chennai

AC In-Charges : Mrs.S.Athilakshmi AP/CSE

Ms.S.Janani AP/CSE

Dr.G.Uma Maheswari AP/CSE

Attendance Sheet

No.	Roll Number	Name of the Student	Year & Section	Session I 9.00 to 11.00 AM	Session II 11.00 to 12.40AM	Session III 1.30 to 4.00 PM
	20UAD004	JOESHIKA.S	III ADS	S Joeshika	S Joeshika	S Joeshika
	20UAD009	JANASORUPAA.J	III ADS	J. Janasorup	J. Janasorup	J. Janasorup
	20UAD011	YOKESH SHARAN.K	III ADS	K. Yokesh	K. Yokesh	K. Yokesh
	20UAD013	VIGNESWARAN.R.K	III ADS	R.K. Vigneswar	R.K. Vigneswar	R.K. Vigneswar
	20UAD019	ANTONIVETHA.J	III ADS	ab	ab	ab
	20UAD020	MANOAH.J	III ADS	ab	ab	ab
	20UAD024	SHRI RAJESHWARAN.M	III ADS	ab	ab	ab
	20UAD029	KIPSON.A.J	III ADS	ab	ab	ab
	20UAD033	VENKATESH.M	III ADS	ab	ab	ab
	20UAD034	SOWMIYA.R	III ADS	ab	ab	ab
	20UAD041	DHARSHINI.S	III ADS	S. Dharsini	S. Dharsini	S. Dharsini
	20UAD042	JEEVARAJAN.R	III ADS	R. Jeevarajan	R. Jeevarajan	R. Jeevarajan



(An Autonomous Institution - AFFILIATED TO ANNA UNIVERSITY, CHENNAI)

S.P.G.Chidambara Nadar - C.Nagammal Campus
S.P.G.C. Nagar, K.Vellakulam - 625 701 (Near VIRUDHUNAGAR).

DEPARTMENT OF COMPUTER SCIENCE AND ENGINEERING

Value Added Course on "DATA VISUALIZATION USING TABLEAU"

(19-09-2022 to 24-09-2022)

Date : 21.09.22

Total Number of Students: 40

Attended Students : 36

Trainer's Name : Mr.R.Dhinesh Babu

Managing Director

Brainswig Edutech Pvt Ltd.,

Chennai

VAC In-Charges : Mrs.S.Athilakshmi AP/CSE

Ms.S.Janani AP/CSE

Dr.G.Uma Maheswari AP/CSE

Attendance Sheet

S.No.	Roll Number	Name of the Student	Year & Section	Session I 9.00 to 11.00 AM	Session II 11.00 to 12.40 AM	Session III 1.30 to 4.00 P.
1	20UAD004	JÖESHİKA.S	III ADS	S-Jaeshika	S-Jaeshika	S-Jaeshika
2	20UAD009	JANASORUPAA.J	III ADS	J.JanaSorup	J.JanaSorup	J.JanaSorup
3	20UAD011	YOKESH SHARAN.K	III ADS	K.YokeshSharan	K.YokeshSharan	K.YokeshSharan
4	20UAD013	VIGNESWARAN.R.K	III ADS	R.Vign	R.Vign	R.Vign
5	20UAD019	ANTONIVETHA.J	III ADS	Anto Nivedha	Anto Nivedha	Anto Nivedha
6	20UAD020	MANOAH.J	III ADS	AB	AB	AB
7	20UAD024	SHRI RAJESHWARAN.M	III ADS	M.Rajesh	M.Rajesh	M.Rajesh
8	20UAD029	KIPSON.A.J	III ADS	Kipson	Kipson	Kipson
9	20UAD033	VENKATESH.M	III ADS	Ven	Ven	Ven
10	20UAD034	SOWMIYA.R	III ADS	R.Sowmiya	R.Sowmiya	R.Sowmiya
11	20UAD041	DHARSHINI.S	III ADS	S.Dharshini	S.Dharshini	S.Dharshini
12	20UAD042	JEEVARAJAN.R	III ADS	R.Jeevarajan	R.Jeevarajan	R.Jeevarajan

13	20UAD044	ARSHA.R	III ADS	Arsha R	Arsha R	Arsha R
14	20UCS001	PALANISANKARANARAYANAN.R	III CSE -A	Palani	Palani	Palani
15	20UCS007	HENRY JEBHA.J	III CSE -A	Henry	Henry	Henry
16	20UCS011	VASANTH.K	III CSE -B	Vasanth	Vasanth	Vasanth
17	20UCS019	SREEPREETHI.S.K	III CSE -B	AB	AB	AB
18	20UCS020	AMBRISH.K	III CSE -B	K. Ambish	K. Ambish	K. Ambish
19	20UCS023	MUTHURAMAN.V	III CSE -A	V. Muthu	V. Muthu	V. Muthu
20	20UCS024	HARIKRISHINA.M	III CSE -A	AB	AB	AB
21	20UCS027	SENTHILMURUGAN.S	III CSE -B	S.Senthil	S.Senthil	S.Senthil
22	20UCS028	ROHINI.N	III CSE -A	N. Rohini	N. Rohini	N. Rohini
23	20UCS032	GOWTHAM.U	III CSE -B	Gowtham	Gowtham	Gowtham
24	20UCS034	SUSANNA.J	III CSE -B	Susanna J	Susanna J	Susanna J
25	20UCS037	SUGAPRIYA.S	III CSE -B	Sugapriya	Sugapriya	Sugapriya
26	20UCS044	SURYAKUMAR.C	III CSE -A	S. Surya	S. Surya	S. Surya
27	20UCS046	DEEPIKA LAKSHMI.B	III CSE -A	Deepi	Deepi	Deepi
28	20UCS051	DHARANI.R	III CSE -B	R. Dhara	R. Dhara	R. Dhara
29	20UCS053	NAVINSURYA.K	III CSE -A	N. Navin	N. Navin	N. Navin
30	20UCS054	ALFAN REGU.P	III CSE -B	AB	AB	AB
31	20UCS070	SANTHIYA.E	III CSE -B	Santhya E	E. My	E. My
32	20UCS072	KALA PAVITHRA.K.M	III CSE -A	K.M. Kala Pavithra	K.M. Kala Pavithra	K.M. Kala Pavithra
33	20UCS074	SUBALAKSHMI.V	III CSE -A	V. Suba	V. Suba	V. Suba
34	20UCS082	BASIL TAMIL SELVAN.E	III CSE -A	Basil	Basil	on Duty
35	20UCS086	SOUDARYALAKSHMI.B	III CSE -A	Soudaryali	soudaryali	AB
36	20UCS087	S.RAMPRIYA	III CSE -B	S. Ram	AB	AB
37	20UCS093	RAJASRI.M	III CSE -B	M. Rajasri	M. Rajasri	Rajasri
38	20UCS094	ABDUL AJIS.M	III CSE -A	M. Abdul Ajis	M. Abdul Ajis	H. Abdul Ajis
39	20UCS096	DURAIVENKATRAJU.S	III CSE -B	S. Dura	S. Dura	S. Dura
40	20UCS098	SWETHA.B	III CSE -A	Swetha B	Swetha B	Swetha B

K. Raj

Trainer

S. Jagan

VAC In-Charges

S. Jagan

VAC Co-ordinator

Alfred

HoD/CSE



(An Autonomous Institution - AFFILIATED TO ANNA UNIVERSITY, CHENNAI)

S.P.G.Chidambara Nadar - C.Nagammal Campus
S.P.G.C. Nagar, K.Vellakulam - 625 701 (Near VIRUDHUNAGAR).

DEPARTMENT OF COMPUTER SCIENCE AND ENGINEERING

Value Added Course on "DATA VISUALIZATION USING TABLEAU"

(19-09-2022 to 24-09-2022)

Date : 27-9-22

Total Number of Students: 40

Attended Students : 37

Trainer's Name : Mr.R.Dhinesh Babu

Managing Director

Brainswig Edutech Pvt Ltd.,

Chennai

VAC In-Charges : Mrs.S.Athilakshmi AP/CSE

Ms.S.Janani AP/CSE

Dr.G.Uma Maheswari AP/CSE

Attendance Sheet

S.No.	Roll Number	Name of the Student	Year & Section	Session I 9.00 to 11.00 AM	Session II 11.00 to 12.40AM	Session III 1.30 to 4.00 PM
1	20UAD004	JOESHIKA.S	III ADS	S. Joeshika	S. Joeshika	S. Joeshika
2	20UAD009	JANASORUPAA.J	III ADS	J. Janasorup	J. Janasorup	J. Janasorup
3	20UAD011	YOKESH SHARAN.K	III ADS	K. Kobeshshara	K. Kobeshshara	K. Kobeshshara
4	20UAD013	VIGNESWARAN.R.K	III ADS	P.V.	P.V.	P.V.
5	20UAD019	ANTONIVETHA.J	III ADS	Antonivetha J	Antonivetha J	Antonivetha J
6	20UAD020	MANOAHJ	III ADS	AB	AB	AB
7	20UAD024	SHRI RAJESHWARAN.M	III ADS	M. Rajesh	M. Rajesh	M. Rajesh
8	20UAD029	KIPSON.A.J	III ADS	A.K.	A.K.	A.K.
9	20UAD033	VENKATESH.M	III ADS	J. L. M	J. L. M	J. L. M
10	20UAD034	SOWMIYA.R	III ADS	AB	AB	AB
11	20UAD041	DHARSHINI.S	III ADS	S. Dhara	S. Dhara	S. Dhara
12	20UAD042	JEEVARAJAN.R	III ADS	J. R.	J. R.	J. R.

13	2017CS004	ANUSHA R	III ADS	Shobha	Shobha
14	2017CS001	PALLAVNISHWAL WARMANICKY	III CSE -A	Pallavi	Pallavi
15	2017CS007	ANVITA R	III CSE -A	AB	AB
16	2017CS011	HEMANT JEEHRAJ	III CSE -B	Vijay L	Vijay
17	2017CS019	WASANTH K	III CSE -B	S. Pradeep	S. Pradeep
18	2017CS018	SREERAGHETHIL S.K	III CSE -B	Kadha	Kadha
19	2017CS020	ANUSHIL K	III CSE -A	V. Pradeep	V. Pradeep
20	2017CS023	MUTHIRAPPAKANTH	III CSE -A	M. Pradeep	M. Pradeep
21	2017CS024	HARSHITHINA M	III CSE -B	S. Sridhar	S. Sridhar
22	2017CS027	SENTHILNATHAN S	III CSE -A	N. Pradeep	N. Pradeep
23	2017CS028	ACHIN K	III CSE -B	S. Pradeep	S. Pradeep
24	2017CS032	GANUTHANU	III CSE -B	S. Pradeep	S. Pradeep
25	2017CS034	SUBANNA J	III CSE -B	S. Pradeep	S. Pradeep
26	2017CS037	VINAYAPRATHA S	III CSE -B	S. Pradeep	S. Pradeep
27	2017CS044	SURANJANWAR C	III CSE -A	H.	H.
28	2017CS046	DEEPIKA LAKSHMI B	III CSE -A	Deepi	Deepi
29	2017CS051	DIHA RAN R	III CSE -B	Diha R	Diha R
30	2017CS053	NEVIN SURYA K	III CSE -A	N. Pradeep	N. Pradeep
31	2017CS054	ALFAN REGUP	III CSE -B	Alfan	Alfan
32	2017CS071	SANTHIA E	III CSE -B	S. Pradeep	S. Pradeep
33	2017CS072	KALA PAVITHRA K.M	III CSE -A	K. Pradeep	K. Pradeep
34	2017CS074	SUBALAKSHMI V	III CSE -A	V. Pradeep	V. Pradeep
35	2017CS082	BASIL TAMIL SELVANE	III CSE -A	Basil	Basil
36	2017CS086	SOUDARYALAKSHMI B	III CSE -A	Soudaryali	Soudaryali
37	2017CS087	S RAMPRYA	III CSE -B	S. Pradeep	S. Pradeep
38	2017CS093	RAJASRI M	III CSE -B	R. Pradeep	R. Pradeep
39	2017CS094	ABDUL AJIB M	III CSE -A	A. Pradeep	A. Pradeep
40	2017CS096	DURAVENKATRAJUS	III CSE -B	D. Pradeep	D. Pradeep
41	2017CS098	SWETHA B	III CSE -A	S. Pradeep	S. Pradeep

R. Pradeep

Trainer

[Signature]
22/9/22

VAC In-Charges

[Signature]
22/9/22

VAC Co-ordinator

[Signature]
HoD/CSE

KAMARAJ

COLLEGE OF ENGINEERING & TECHNOLOGY

(An Autonomous Institution - AFFILIATED TO ANNA UNIVERSITY, CHENNAI)
 S.P.G.Chidambara Nadar - C.Nagammal Campus
 S.P.G.C. Nagar, K.Vellakulam - 625 701 (Near VIRUDHUNAGAR).


DEPARTMENT OF COMPUTER SCIENCE AND ENGINEERING
 Value Added Course on "DATA VISUALIZATION USING TABLEAU"
 (19-09-2022 to 24-09-2022)


Date : 23-09-2022
 Total Number of Students: 40
 Attended Students : 36
 Trainer's Name : Mr.R.Dhinesh Babu
 Managing Director
 Brainswig Edutech Pvt Ltd.,
 Chennai
 VAC In-Charges : Mrs.S.Athilakshmi AP/CSE
 Ms.S.Janani AP/CSE
 Dr.G.Uma Maheswari AP/CSE


Attendance Sheet


S.No.	Roll Number	Name of the Student	Year & Section	Session I 9.00 to 11.00 AM	Session II 11.00 to 12.40 AM	Session III 1.30 to 4.00 PM
1	20UAD004	JOESHIKA.S	III ADS	S. Jeeshika	S. Jeeshika	S. Jeeshika
2	20UAD009	JANASORUPAA.J	III ADS	Janani	J. Janani	J. Janani
3	20UAD011	YOKESH SHARAN.K	III ADS	K. Yokesh Sharan	K. Yokesh Sha	K. Yokesh Sha
4	20UAD013	VIGNESWARAN.R.K	III ADS	R. Vignesh	R. Vignesh	R. Vignesh
	20UAD019	ANTONIVETHA.J	III ADS	Anto Nivedha.J	Anto Nivedha.	
	20UAD020	MANOAH.J	III ADS	Leave	Leave	Leave
	20UAD024	SHRI RAJESHWARAN.M	III ADS	M. Rajesh	M. Rajesh	M. Rajesh
	20UAD029	KIPSON.A.J	III ADS	A. Kipson	A. Kipson	A. Kipson
	20UAD033	VENKATESH.M	III ADS	AB	AB	AB
	20UAD034	SOWMIYAR	III ADS	AB	AB	AB
	20UAD041	DHARSHINI.S	III ADS	S. Dharsini	S. Dharsini	S. Dharsini
	20UAD042	JEEVARAJAN.R	III ADS	R. Jeevarajan	R. Jeevarajan	R. Jeevarajan

13	20UAD044	ARSHA.R				
14	20UCS001	PALANISANKARANARAYANAN.R	III ADS	Arsha.R	Arsha.R	
15	20UCS007	HENRY JEBHAJ	III CSE -A	Palani	Palani	Palani
16	20UCS011	VASANTH.K	III CSE -A	Arsha.R	Arsha.R	Arsha.R
17	20UCS019	SREEPREETHI.S.K	III CSE -B	Val	Val	Val
18	20UCS020	AMBRISH.K	III CSE -B	Leave	Leave	Leave
19	20UCS023	MUTHURAMAN.V	III CSE -B	K.A.L	K.A.L	K.A.L
20	20UCS024	HARIKRISHINA.M	III CSE -A	V.M.	V.M.	V.M.
21	20UCS027	SENTHILMURUGAN.S	III CSE -A	M.HariKrishna	M.HariKrishna	M.HariKrishna
22	20UCS028	ROHINI.N	III CSE -B	S.Sandhi	S.Sandhi	S.Sandhi
23	20UCS032	GOWTHAM.U	III CSE -A	N.P.	N.P.	N.P.
24	20UCS034	SUSANNA.J	III CSE -B	Arsha.R	Arsha.R	Arsha.R
25	20UCS037	SUGAPRIYA.S	III CSE -B	Susanna.J	Susanna.J	Susanna.J
26	20UCS044	SURYAKUMAR.C	III CSE -B	Surya.K	Surya.K	Surya.K
27	20UCS046	DEEPIKA LAKSHMI.B	III CSE -A	A.	A.	A.
28	20UCS051	DHARANI.R	III CSE -A	Deepi	Deepi	Deepi
29	20UCS053	NAVINSURYA.K	III CSE -B	R.Dharani	R.Dharani	R.Dharani
30	20UCS054	ALFAN REGU.P	III CSE -A	Arsha.R	Arsha.R	Arsha.R
31	20UCS070	SANTHIYA.E	III CSE -B	P.Alfan Regu	P.Alfan Regu	P.Alfan Regu
32	20UCS072	KALA PAVITHRA.K.M	III CSE -B	E.K	E.K	E.K
33	20UCS074	SUBALAKSHMI.V	III CSE -A	M.Kala Pavithra	M.Kala Pavithra	M.Kala Pavithra
34	20UCS082	BASIL TAMIL SELVANE	III CSE -A	V.Sy	V.Sy	V.Sy
35	20UCS086	SOUNDARYALAKSHMI.B	III CSE -A	Arsha.R	Arsha.R	Arsha.R
36	20UCS087	S.RAMPRIYA	III CSE -A	Soundaryali	OD	OD
37	20UCS093	RAJASRI.M	III CSE -B	S.Ram	S.Ram	OD
38	20UCS094	ABDUL AJIS.M	III CSE -B	M.Palabri	M.Palabri	M.Palabri
39	20UCS096	DURAIVENKATRAJU.S	III CSE -A	M.Ajis	M.Ajis	M.Ajis
40	20UCS098	SWETHA.B	III CSE -B	S.DVD	S.DVD	S.DVD
			III CSE -A	B.Swetha	B.Swetha	B.Swetha


Trainer


VAC In-Charges


VAC Co-ordinator


HoD/CSE

KAMARAJ

COLLEGE OF ENGINEERING & TECHNOLOGY

(An Autonomous Institution - AFFILIATED TO ANNA UNIVERSITY, CHENNAI)
 S.P.G.Chidambara Nadar - C.Nagammal Campus
 S.P.G.C. Nagar, K.Vellakulam - 625 701 (Near VIRUDHUNAGAR).

DEPARTMENT OF COMPUTER SCIENCE AND ENGINEERING

Value Added Course on "DATA VISUALIZATION USING TABLEAU"
 (19-09-2022 to 24-09-2022)

Date: 24-09-22

Total Number of Students: 40

Attended Students: 26


Trainer's Name: Mr.R.Dhinesh Babu
 Managing Director
 Brainswig Edutech Pvt Ltd.,
 Chennai


VAC In-Charges: Mrs.S.Athilakshmi AP/CSE
 Ms.S.Janani AP/CSE
 Dr.G.Uma Maheswari AP/CSE

Attendance Sheet


S.No.	Roll Number	Name of the Student	Year & Section	Session I 9.00 to 11.00 AM	Session II 11.00 to 12.40AM	Session III 1.30 to 4.00 PM
1	20UAD004	JOESHIKA.S	III ADS	S. Joeshi ka	S. Joeshi ka	S. Joeshi ka
2	20UAD009	JANASORUPAA.J	III ADS	J. Janasorup	J. Janasorup	J. Janasorup
3	20UAD011	YOKESH SHARAN.K	III ADS	Yokesh	Yokesh	Yokesh
4	20UAD013	VIGNESWARAN.R.K	III ADS	Vignesh	Vignesh	Vignesh
5	20UAD019	ANTONIVETHA.J	III ADS	AB	AB	AB
6	20UAD020	MANOAH.J	III ADS	Manoah	Manoah	Manoah
7	20UAD024	SHRI RAJESHWARAN.M	III ADS	AB	AB	AB
8	20UAD029	KIPSON.A.J	III ADS	Kipson	Kipson	Kipson
9	20UAD033	VENKATESH.M	III ADS	AB	AB	AB
10	20UAD034	SOWMIYA.R	III ADS	AB	AB	AB
11	20UAD041	DHARSHINI.S	III ADS	S. Dharsini	S. Dharsini	S. Dharsini
12	20UAD042	JEEVARAJAN.R	III ADS	AB	AB	AB

13	20UAD044	ARSHA.R	III ADS	AB	AB
14	20UCS001	PALANISANKARANARAYANAN.R	III CSE -A	Palani	Palani
15	20UCS007	HENRY JEBHA.J	III CSE -A	Henry	Henry
16	20UCS011	VASANTH.K	III CSE -B	AB	AB
17	20UCS019	SREEPREETHI.S.K	III CSE -B	S.K	S.K
18	20UCS020	AMBRISH.K	III CSE -B	K.S	K.S
19	20UCS023	MUTHURAMAN.V	III CSE -A	AB	AB
20	20UCS024	HARIKRISHINA.M	III CSE -A	M.Hari Krishna	M.Hari Krishna
21	20UCS027	SENTHILMURUGAN.S	III CSE -B	S.Sudhakar	S.Sudhakar
22	20UCS028	ROHINI.N	III CSE -A	Rohini	Rohini
23	20UCS032	GOWTHAM.U	III CSE -B	Gowtham	Gowtham
24	20UCS034	SUSANNA.J	III CSE -B	Susanna.J	Susanna.J
25	20UCS037	SUGAPRIYA.S	III CSE -B	AB	AB
26	20UCS044	SURYAKUMAR.C	III CSE -A	H	H
27	20UCS046	DEEPIKA LAKSHMI.B	III CSE -A	Deepi	Deepi
28	20UCS051	DHARANI.R	III CSE -B	R.Dharani	R.Dharani
29	20UCS053	NAVINSURYA.K	III CSE -A	AB	AB
30	20UCS054	ALFAN REGU.P	III CSE -B	Alfan Regu	Alfan Regu
31	20UCS070	SANTHIYA.E	III CSE -B	E.N	E.N
32	20UCS072	KALA PAVITHRA.K.M	III CSE -A	K.Pavithra	K.Pavithra
33	20UCS074	SUBALAKSHMI.V	III CSE -A	V.Suj	V.Suj
34	20UCS082	BASIL TAMIL SELVAN.E	III CSE -A	Basil	Basil
35	20UCS086	SOUNDARYALAKSHMI.B	III CSE -A	OB	OB
36	20UCS087	S.RAMPRIYA	III CSE -B	S.Priya	S.Priya
37	20UCS093	RAJASRI.M	III CSE -B	AB	AB
38	20UCS094	ABDUL AJIS.M	III CSE -A	AB	AB
39	20UCS096	DURAIVENKATRAJU.S	III CSE -B	S.D	S.D
40	20UCS098	SWETHA.B	III CSE -A	Swetha	Swetha


Trainer


VAC In-Charges


VAC Co-ordinator


HoD/CSE

DEPARTMENT OF COMPUTER SCIENCE AND ENGINEERING
Value Added Course on "DATA VISUALIZATION USING TABLEAU"

Student Name List				ASSESSMENT MARKS						
S.No.	Roll Number	Name of the Student	Year & Section	Preseation Preparation(25)	Techniques Used(25)	Dashboard Creation(25)	Query Answering(25)	Total(100)	Total (40)	
1	20UAD004	IOESHIKA S	III ADS	22	24	24	25	95	38	
2	20UAD009	JANASORUPAA J	III ADS	23	24	24	25	96	38	
3	20UAD011	YOKESH SHARAN K	III ADS	20	20	23	22	85	34	
4	20UAD013	VIGNESWARAN.R.K	III ADS	22	24	20	24	90	36	
5	20UAD019	ANTONIVETHA J	III ADS	20	20	20	15	75	30	
6	20UAD020	MANOAH J	III ADS	20	21	22	20	83	33	
7	20UAD024	SHRI RAJESHWARAN.M	III ADS	15	20	20	20	75	30	
8	20UAD029	KIPSON.A J	III ADS	22	18	19	21	80	32	
9	20UAD033	VENKATESH.M	III ADS	15	20	20	20	75	30	
10	20UAD034	SOWMIYA R	III ADS	20	15	20	20	75	30	
11	20UAD041	DHARSHINI.S	III ADS	23	24	25	25	97	39	
12	20UAD042	JEEVARAJAN.R	III ADS	20	20	15	20	75	30	
13	20UAD044	ARSHA.R	III ADS	20	20	20	15	75	30	
14	20UCS001	PALANISANKARANARAYAN	III CSE -A	20	18	22	20	80	32	
15	20UCS007	HENRY JEBHA.J	III CSE -A	20	18	23	20	81	32	
16	20UCS011	VASANTH.K	III CSE -B	20	20	15	20	75	30	
17	20UCS019	SREEPREETHI.S.K	III CSE -B	23	24	25	24	96	38	
18	20UCS020	AMBRISH.K	III CSE -B	20	20	20	15	75	30	
19	20UCS023	MUTHURAMAN.V	III CSE -A	20	15	20	20	75	30	
20	20UCS024	HARIKRISHINA.M	III CSE -A	20	20	22	23	85	34	
21	20UCS027	SENTHILMURUGAN.S	III CSE -B	20	21	20	20	81	32	
22	20UCS028	ROHINI.N	III CSE -A	22	24	23	24	93	37	
23	20UCS032	GOWTHAM.U	III CSE -B	21	21	20	20	82	33	
24	20UCS034	SUSANNA.J	III CSE -B	22	24	22	24	92	37	
25	20UCS037	SUGAPRIYA S	III CSE -B	20	20	15	20	75	30	
26	20UCS044	SURYAKUMAR.C	III CSE -A	20	21	20	20	81	32	
27	20UCS046	DEEPIKA LAKSHMI.B	III CSE -A	21	23	23	23	90	36	
28	20UCS051	DHARANI.R	III CSE -B	25	25	23	23	96	38	
29	20UCS053	NAVINSURYA.K	III CSE -A	20	20	20	15	75	30	
30	20UCS054	ALFAN REGU.P	III CSE -B	20	15	20	20	75	30	
31	20UCS070	SANTHIYA.E	III CSE -B	24	23	25	24	96	38	
32	20UCS072	KALA PAVITHRA.K.M	III CSE -A	25	24	23	25	97	39	
33	20UCS074	SUBALAKSHMI.V	III CSE -A	22	22	24	23	91	36	
34	20UCS082	BASIL TAMIL SELVAN.E	III CSE -A	21	24	22	23	90	36	
35	20UCS086	SOUNDARYALAKSHMI.B	III CSE -A	22	22	24	24	92	37	
36	20UCS087	RAMPRIYA.S	III CSE -B	22	22	22	22	88	35	
37	20UCS093	RAJASRI.M	III CSE -B	15	20	20	20	75	30	
38	20UCS094	ABDUL AJIS.M	III CSE -A	20	15	20	20	75	30	
39	20UCS096	DURAIVENKATRAJU.S	III CSE -B	20	20	20	21	81	32	
40	20UCS098	SWETHA.B	III CSE -A	24	24	24	24	96	38	

[Handwritten Signatures]
 Coordinators
 VAC Coordinators

[Handwritten Signature]
 HOD - CSE

DEPARTMENT OF COMPUTER SCIENCE AND ENGINEERING
Value Added Course on "DATA VISUALIZATION USING TABLEAU"
Student Name List

S.No.	Roll Number	Name of the Student	Year & Section
1	20UAD004	JOESHIKA.S	III ADS
2	20UAD009	JANASORUPAA.J	III ADS
3	20UAD011	YOKESH SHARAN.K	III ADS
4	20UAD013	VIGNESWARAN.R.K	III ADS
5	20UAD019	ANTONIVETHA.J	III ADS
6	20UAD020	MANOAH.J	III ADS
7	20UAD024	SHRI RAJESHWARAN.M	III ADS
8	20UAD029	KIPSON.A.J	III ADS
9	20UAD033	VENKATESH.M	III ADS
10	20UAD034	SOWMIYA.R	III ADS
11	20UAD041	DHARSHINI.S	III ADS
12	20UAD042	JEEVARAJAN.R	III ADS
13	20UAD044	ARSHA.R	III ADS
14	20UCS001	PALANISANKARANARAYANAN.R	III CSE -A
15	20UCS007	HENRY JEBHA.J	III CSE -A
16	20UCS011	VASANTH.K	III CSE -B
17	20UCS019	SREEPREETHI.S.K	III CSE -B
18	20UCS020	AMBRISH.K	III CSE -B
19	20UCS023	MUTHURAMAN.V	III CSE -A
20	20UCS024	HARIKRISHINA.M	III CSE -A
21	20UCS027	SENTHILMURUGAN.S	III CSE -B
22	20UCS028	ROHINI.N	III CSE -A
23	20UCS032	GOWTHAM.U	III CSE -B
24	20UCS034	SUSANNA.J	III CSE -B
25	20UCS037	SUGAPRIYA.S	III CSE -B
26	20UCS044	SURYAKUMAR.C	III CSE -A
27	20UCS046	DEEPIKA LAKSHMI.B	III CSE -A
28	20UCS051	DHARANI.R	III CSE -B
29	20UCS053	NAVINSURYA.K	III CSE -A
30	20UCS054	ALFAN REGU.P	III CSE -B
31	20UCS070	SANTHIYA.E	III CSE -A
32	20UCS072	KALA PAVITHRA.K.M	III CSE -A
33	20UCS074	SUBALAKSHMI.V	III CSE -A
34	20UCS082	BASIL TAMIL SELVAN.E	III CSE -A
35	20UCS086	SOUNDARYALAKSHMI.B	III CSE -B
36	20UCS087	S.RAMPRIYA	III CSE -B
37	20UCS093	RAJASRI.M	III CSE -A
38	20UCS094	ABDUL AJIS.M	III CSE -B
39	20UCS096	DURAIVENKATRAJU.S	III CSE -A
40	20UCS098	SWETHA.B	

Dr. ...

HOD - CSE

DEPARTMENT OF COMPUTER SCIENCE AND ENGINEERING
Value Added Course on "DATA VISUALIZATION USING TABLEAU"
Student Name List

S.No.	Roll Number	Name of the Student	Year & Section
1	20UAD004	JOESHIKA.S	III ADS
2	20UAD009	JANASORUPAA.J	III ADS
3	20UAD011	YOKESH SHARAN.K	III ADS
4	20UAD013	VIGNESWARAN.R.K	III ADS
5	20UAD019	ANTONIVETHA.J	III ADS
6	20UAD020	MANOAH.J	III ADS
7	20UAD024	SHRI RAJESHWARAN.M	III ADS
8	20UAD029	KIPSON.A.J	III ADS
9	20UAD033	VENKATESH.M	III ADS
10	20UAD034	SOWMIYA.R	III ADS
11	20UAD041	DHARSHINI.S	III ADS
12	20UAD042	JEEVARAJAN.R	III ADS
13	20UAD044	ARSHA.R	III ADS
14	20UCS001	PALANISANKARANARAYANAN.R	III CSE -A
15	20UCS007	HENRY JEBHA.J	III CSE -A
16	20UCS011	VASANTH.K	III CSE -B
17	20UCS019	SREEPREETHI.S.K	III CSE -B
18	20UCS020	AMBRISH.K	III CSE -B
19	20UCS023	MUTHURAMAN.V	III CSE -A
20	20UCS024	HARIKRISHINA.M	III CSE -A
21	20UCS027	SENTHILMURUGAN.S	III CSE -B
22	20UCS028	ROHINI.N	III CSE -A
23	20UCS032	GOWTHAM.U	III CSE -B
24	20UCS034	SUSANNA.J	III CSE -B
25	20UCS037	SUGAPRIYA.S	III CSE -B
26	20UCS044	SURYAKUMAR.C	III CSE -A
27	20UCS046	DEEPIKA LAKSHMI.B	III CSE -A
28	20UCS051	DHARANI.R	III CSE -B
29	20UCS053	NAVINSURYA.K	III CSE -A
30	20UCS054	ALFAN REGU.P	III CSE -B
31	20UCS070	SANTHIYA.E	III CSE -B
32	20UCS072	KALA PAVITHRA.K.M	III CSE -A
33	20UCS074	SUBALAKSHMI.V	III CSE -A
34	20UCS082	BASIL TAMIL SELVAN.E	III CSE -A
35	20UCS086	SOUNDARYALAKSHMI.B	III CSE -A
36	20UCS087	S.RAMPRIYA	III CSE -B
37	20UCS093	RAJASRI.M	III CSE -B
38	20UCS094	ABDUL AJIS.M	III CSE -A
39	20UCS096	DURAIVENKATRAJU.S	III CSE -B
40	20UCS098	SWETHA.B	III CSE -A

DEPARTMENT OF COMPUTER SCIENCE AND ENGINEERING
Value Added Course on "DATA VISUALIZATION USING TABLEAU"

S.No.	Student Name List			ASSESSMENT MARKS						
	Roll Number	Name of the Student	Year & Section	Presenation Preparation (25)	Techniques Used(25)	Dashboard Creation(25)	Query Answering (25)	Total(100)		
1	20UAD004	Joeshika.S	III ADS	20	24	24	25	95		
2	20UAD009	JANASORUPAA.J	III ADS	23	24	24	25	96		
3	20UAD011	YOKESH SHARAN.K	III ADS	20	20	23	20	85		
4	20UAD013	VIGNESWARAN.R.K	III ADS	22	21	20	24	90		
5	20UAD019	ANTONIVETHA.J	III ADS	20	20	20	15	75		
6	20UAD020	MANOAH.J	III ADS	20	21	22	20	83		
7	20UAD024	SHRI RAJESHWARAN.M	III ADS	15	20	20	20	75		
8	20UAD029	KIPSON.A.J	III ADS	22	18	19	21	80		
9	20UAD033	VENKATESH.M	III ADS	15	20	20	20	75		
10	20UAD034	SOWMIYA.R	III ADS	20	15	20	20	75		
11	20UAD041	DHARSHINI.S	III ADS	23	24	25	25	97		
12	20UAD042	JEEVARAJAN.R	III ADS	20	20	15	20	75		
13	20UAD044	ARSHA.R	III ADS	20	20	20	15	75		
14	20UCS001	PALANISANKARANARAYANAN.R	III CSE -A	20	18	22	20	80		
15	20UCS007	HENRY JEBHA.J	III CSE -A	20	18	23	20	81		
16	20UCS011	VASANTH.K	III CSE -B	20	20	15	20	75		
17	20UCS019	SREEPREETHI.S.K	III CSE -B	23	24	25	24	96		
18	20UCS020	AMBRISH.K	III CSE -B	20	20	20	15	75		
19	20UCS023	MUTHURAMAN.V	III CSE -A	20	15	20	20	75		
20	20UCS024	HARIKRISHINA.M	III CSE -A	20	20	22	23	85		

D. Arif Naran

21	20UCS027	SENTHILMURUGAN.S	III CSE -B	20	21	20	20	81
22	20UCS028	ROHINI.N	III CSE -A	22	24	23	24	93
23	20UCS032	GOWTHAM.U	III CSE -B	21	21	20	20	82
24	20UCS034	SUSANNA.J	III CSE -B	22	24	22	24	92
25	20UCS037	SUGAPRIYA.S	III CSE -B	20	20	15	20	75
26	20UCS044	SURYAKUMAR.C	III CSE -A	20	21	20	20	81
27	20UCS046	DEEPIKA LAKSHMI.B	III CSE -A	21	23	22	22	90
28	20UCS051	DHARANI.R	III CSE -B	22	22	23	23	96
29	20UCS053	NAVINSURYA.K	III CSE -A	20	20	20	15	75
30	20UCS054	ALFAN REGU.P	III CSE -B	20	15	20	20	75
31	20UCS070	SANTHIYA.E	III CSE -B	24	22	25	24	96
32	20UCS072	KALA PAVITHRA.K.M	III CSE -A	25	24	23	25	97
33	20UCS074	SUBALAKSHMI.V	III CSE -A	22	22	24	23	91
34	20UCS082	BASIL TAMIL SELVAN.E	III CSE -A	21	24	22	23	90
35	20UCS086	SOUNDARYALAKSHMI.B	III CSE -A	22	22	24	24	92
36	20UCS087	RAMPRIYA.S	III CSE -B	22	22	22	22	88
37	20UCS093	RAJASRI.M	III CSE -B	15	20	20	20	75
38	20UCS094	ABDUL AJIS.M	III CSE -A	20	15	20	20	75
39	20UCS096	DURAIVENKATRAJU.S	III CSE -B	20	20	20	21	81
40	20UCS098	SWETHA.B	III CSE -A	24	24	24	24	96

Above Candidates Performance has been duly analysed and the Project works and Presentation examined ¹ basis provided the marks

By Boiranswig Edustech Pvt Ltd,

R. Dinesh Babu.

R. Raj

Dr. S. S. Srinivas
S. S. Srinivas

Mark Statement - VAC on Data Visualization using Tableau
CSE
III

Regulation: 2020
Semester: V

Reg. No.	Student Name	Internal Marks (40)	External Marks (60)	Total (100)
920420UAD004	JOESHIKAS			
920420UAD009	JANASORUPAA.J	38	57	95
920420UAD011	YOKESH SHAPAN K	38	58	96
920420UAD013	VIGNESWARAN R.K	34	51	85
920420UAD019	ANTONIVETHA.J	36	54	90
920420UAD020	MANOAH.J	30	45	75
920420UAD024	SHRI RAJESHWARAN.M	38	50	88
920420UAD029	KIPSON A.J	30	45	75
920420UAD033	VENKATESH.M	32	48	80
920420UAD034	SOWMIYA.R	30	45	75
920420UAD041	DHARSHINI.S	30	45	75
920420UAD042	JEEVARAJAN.R	39	58	97
920420UAD044	ARSHA.R	30	45	75
920420UCS001	PALANISANKARANARAYANAN.R	32	48	80
920420UCS007	HENRY JEBHA.J	32	48	80
920420UCS011	VASANTH.K	30	45	75
920420UCS019	SREEPREETHI.S.K	38	58	96
920420UCS020	AMBRISH.K	30	45	75
920420UCS023	MUTHURAMAN.V	30	45	75
920420UCS024	HARIKRISHINA.M	34	51	85
920420UCS027	SENTHILMURUGAN.S	32	49	81
920420UCS028	ROHINI.N	37	56	93
920420UCS032	GOWTHAM.U	33	49	82
920420UCS034	SUSANNA.J	37	55	92
920420UCS037	SUGAPRIYA.S	30	45	75
920420UCS044	SURYAKUMAR.C	32	49	81
920420UCS046	DEEPIKA LAKSHMI.B	36	54	90
920420UCS051	DHARANI.R	38	58	96
920420UCS053	NAVINSURYA.K	30	45	75
920420UCS054	ALFAN REGU.P	30	45	75
920420UCS070	SANTHIYA.E	38	58	96
920420UCS072	KALA PAVITHRA.K.M	39	58	97
920420UCS074	SUBALAKSHMI.V	36	55	91
920420UCS082	BASIL TAMIL SELVAN.E	36	54	90
920420UCS086	SOUNDARYALAKSHMI.B	37	55	92
920420UCS087	RAMPRIYA.S	35	53	88
920420UCS093	RAJASRI.M	30	45	75
920420UCS094	ABDUL AJIS.M	30	45	75
920420UCS096	DURAIVENKATRAJU.S	32	49	81
920420UCS098	SWETHA.B	38	58	96

Coordinator's

VAC Coordinators

Murali
HoD-CSE

N.S. — Bar
15/12/20
Dean (Academic Courses)

Encl:

1. Institution Approval Copy
2. Circular
3. Syllabus Copy with Course outcomes
4. BoS Approval
5. Three Member Committee MoM
6. Geo-Tagged Photos
7. Certificates of all participants
8. Examination Schedule
9. Questions & Answer Keys
10. Attendance Sheet
11. Evaluated Answer script
12. Test Report
13. Mark Statement
14. Grade Sheet
15. Feedback form
16. Feedback analysis and Report
17. Programme Summary / Report
18. Students' oral feedback (recorded video)
19. VAC – Short Video

Data Visualization using Tableau - 19.09.2022

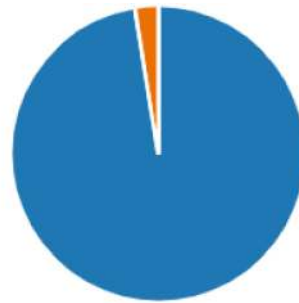
39
Responses

00:34
Average time to complete

Active
Status

1. Designation

● Student	38
● Staff	1



2. Roll No

39
Responses

Latest Responses

"20ucs020"
"20ucs053"
"20ucs074"

1 respondents (3%) answered **20ucs082** for this question.

T0706214 20ucs037
 20ucs098 20UAD004 20uad034 20UAD029 2
 20UCS070 20ucs007 20ucs082 20uad044 20uad(
 20uad013 20uad020 20ucs086 20ucs051 20ucs(
 20ucs034 20ucs044 20ucs00

3. Question

2
Responses

Latest Responses

":
"Good"

4. Were objectives of the Program met?

- Completely agree 20
- Strongly agree 9
- Agree 9
- Partly Agree 1
- Disagree 0



5. Was the Program sequence well planned?

● Completely agree	18
● Strongly agree	10
● Agree	9
● Partly Agree	2
● Disagree	0



6. Were the lectures clear and easy to understand?

● Completely agree	21
● Strongly agree	7
● Agree	9
● Partly Agree	2
● Disagree	0



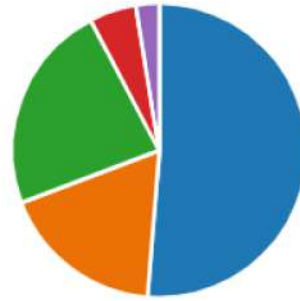
7. Whether the instructors encouraged the interaction?

● Completely agree	19
● Strongly agree	10
● Agree	9
● Partly Agree	1
● Disagree	0



8. The information delivered at this Program was highly beneficial.

● Completely agree	20
● Strongly agree	7
● Agree	9
● Partly Agree	2
● Disagree	1



9. Organization of the Program was Good

● Completely agree	20
● Strongly agree	9
● Agree	7
● Partly Agree	2
● Disagree	1



10. Comments/Suggestions

25
Responses

Latest Responses

" "
- "
" "

4 respondents (16%) answered **good** for this question.

projector visibility **No comments** **Nil Nipe**
Informative Session **good** **Session**
visibility is not **Thankyou Session was re**

View results

Respondent

2

ROHINI.N (CS)

00:24

Time to complete

1. Designation *

Student

Staff

2. Roll No *

20ucs028

3. Question *

This question is required.

4. Were objectives of the Program met? *

- Completely agree
- Strongly agree
- Agree
- Partly Agree
- Disagree

5. Was the Program sequence well planned? *

- Completely agree
- Strongly agree
- Agree
- Partly Agree
- Disagree

6. Were the lectures clear and easy to understand? *

- Completely agree
- Strongly agree
- Agree
- Partly Agree
- Disagree

7. Whether the instructors encouraged the interaction? *

- Completely agree
- Strongly agree
- Agree
- Partly Agree
- Disagree

8. The information delivered at this Program was highly beneficial. *

- Completely agree
- Strongly agree
- Agree
- Partly Agree
- Disagree

9. Organization of the Program was Good *

- Completely agree
- Strongly agree
- Agree
- Partly Agree
- Disagree

10. Comments/Suggestions

View results

Respondent

3

ARSHA.R(AD)

00:25

Time to complete

1. Designation *

Student

Staff

2. Roll No *

20uad044

3. Question *

This question is required.

4. Were objectives of the Program met? *

- Completely agree
- Strongly agree
- Agree
- Partly Agree
- Disagree

5. Was the Program sequence well planned? *

- Completely agree
- Strongly agree
- Agree
- Partly Agree
- Disagree

6. Were the lectures clear and easy to understand? *

- Completely agree
- Strongly agree
- Agree
- Partly Agree
- Disagree

7. Whether the instructors encouraged the interaction? *

- Completely agree
- Strongly agree
- Agree
- Partly Agree
- Disagree

8. The information delivered at this Program was highly beneficial. *

- Completely agree
- Strongly agree
- Agree
- Partly Agree
- Disagree

9. Organization of the Program was Good *

- Completely agree
- Strongly agree
- Agree
- Partly Agree
- Disagree

10. Comments/Suggestions

no

View results

Respondent

5

SHRI RAJESHWARAN.M(AD)

00:23

Time to complete

1. Designation *

Student

Staff

2. Roll No *

20uad024

3. Question *

This question is required.

4. Were objectives of the Program met? *

- Completely agree
- Strongly agree
- Agree
- Partly Agree
- Disagree

5. Was the Program sequence well planned? *

- Completely agree
- Strongly agree
- Agree
- Partly Agree
- Disagree

6. Were the lectures clear and easy to understand? *

- Completely agree
- Strongly agree
- Agree
- Partly Agree
- Disagree

7. Whether the instructors encouraged the interaction? *

- Completely agree
- Strongly agree
- Agree
- Partly Agree
- Disagree

8. The information delivered at this Program was highly beneficial. *

- Completely agree
- Strongly agree
- Agree
- Partly Agree
- Disagree

9. Organization of the Program was Good *

- Completely agree
- Strongly agree
- Agree
- Partly Agree
- Disagree

10. Comments/Suggestions

No

Data Visualization using Tableau - 20.09.2022

35

Responses

09:02

Average time to complete

Active

Status

1. Name of the Participant (Eg:Mr/Ms/)

35

Responses

Latest Responses

"K.vasanth"

"P. Alfan Regu"

"J.Anto Nivedha"

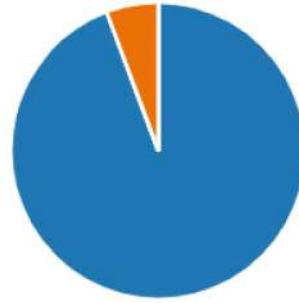
1 respondents (3%) answered **J Henry jebha** for this question.

Sankara Shri NarayananR
Mr Janani SKSree Preethi Ms
K Navinsurya
Palani S Duraivenkatraju
JAnto Nivedha

KYokesh Sharan Jee
J Susanna JJan
J Henry jebha
P Alfan Regu Mha
MsKMKala Pavithra MrSenthjil N

2. Designation

● Student	33
● Staff	2



3. Roll No

35
Responses

Latest Responses

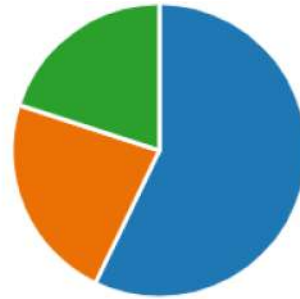
- "20ucs011"
- "20ucs054"
- "20uad019"

1 respondents (3%) answered **20UCS001** for this question.

20ucs024 **20UCS037**
20UCS070 **20ucs098** **20ucs053** **20uad029** **2**
20uad042 **20ucs034** **20UCS001** **20uad013** **20ucs0**
T0706214 **20UCS096** **20ucs032** **20ucs019** **20ucs0**
20UCS094 **20uad004** **20UCS05**

4. Were objectives of the Program met?

● Completely agree	20
● Strongly agree	8
● Agree	7
● Partly Agree	0
● Disagree	0



5. Was the Program sequence well planned?

● Completely agree	19
● Strongly agree	8
● Agree	8
● Partly Agree	0
● Disagree	0



6. Were the lectures clear and easy to understand?

● Completely agree	18
● Strongly agree	7
● Agree	10
● Partly Agree	0
● Disagree	0



7. Whether the instructors encouraged the interaction?

● Completely agree	18
● Strongly agree	8
● Agree	9
● Partly Agree	0
● Disagree	0



8. The information delivered at this Program was highly beneficial.

● Completely agree	19
● Strongly agree	7
● Agree	9
● Partly Agree	0
● Disagree	0



9. Organization of the Program was Good

● Completely agree	16
● Strongly agree	10
● Agree	9
● Partly Agree	0
● Disagree	0



10. Comments/Suggestions

25
Responses

Latest Responses

"Good"
"-"

4 respondents (15%) answered **Good** for this question.

visibility is not –
new things
Nice
Nope 😊
Good
None
No com
Projector v
Nill

View results

Respondent

1

PALANISANKARANARAYANAN.R(

00:47

Time to complete

1. Name of the Participant (Eg:Mr/Ms/) *

Palani Sankara Narayanan.R

2. Designation *

Student

Staff

3. Roll No *

20UCS001

4. Were objectives of the Program met? *

- Completely agree
- Strongly agree
- Agree
- Partly Agree
- Disagree

5. Was the Program sequence well planned? *

- Completely agree
- Strongly agree
- Agree
- Partly Agree
- Disagree

6. Were the lectures clear and easy to understand? *

- Completely agree
- Strongly agree
- Agree
- Partly Agree
- Disagree

7. Whether the instructors encouraged the interaction? *

- Completely agree
- Strongly agree
- Agree
- Partly Agree
- Disagree

8. The information delivered at this Program was highly beneficial. *

- Completely agree
- Strongly agree
- Agree
- Partly Agree
- Disagree

9. Organization of the Program was Good *

- Completely agree
- Strongly agree
- Agree
- Partly Agree
- Disagree

10. Comments/Suggestions

Nope

View results

Respondent

3

SREEPREETHI.S.K(CS)

01:48

Time to complete

1. Name of the Participant (Eg:Mr/Ms/) *

S.K.Sree Preethi

2. Designation *

Student

Staff

3. Roll No *

20ucs019

4. Were objectives of the Program met? *

- Completely agree
- Strongly agree
- Agree
- Partly Agree
- Disagree

5. Was the Program sequence well planned? *

- Completely agree
- Strongly agree
- Agree
- Partly Agree
- Disagree

6. Were the lectures clear and easy to understand? *

- Completely agree
- Strongly agree
- Agree
- Partly Agree
- Disagree

7. Whether the instructors encouraged the interaction? *

- Completely agree
- Strongly agree
- Agree
- Partly Agree
- Disagree

8. The information delivered at this Program was highly beneficial. *

- Completely agree
- Strongly agree
- Agree
- Partly Agree
- Disagree

9. Organization of the Program was Good *

- Completely agree
- Strongly agree
- Agree
- Partly Agree
- Disagree

10. Comments/Suggestions

None

View results

Respondent

8

DURAIVENKATRAJU.S(CS)

00:30

Time to complete

1. Name of the Participant (Eg:Mr/Ms/) *

S. Duraivenkatraju

2. Designation *

Student

Staff

3. Roll No *

20UCS096

4. Were objectives of the Program met? *

- Completely agree
- Strongly agree
- Agree
- Partly Agree
- Disagree

5. Was the Program sequence well planned? *

- Completely agree
- Strongly agree
- Agree
- Partly Agree
- Disagree

6. Were the lectures clear and easy to understand? *

- Completely agree
- Strongly agree
- Agree
- Partly Agree
- Disagree

7. Whether the instructors encouraged the interaction? *

- Completely agree
- Strongly agree
- Agree
- Partly Agree
- Disagree

8. The information delivered at this Program was highly beneficial. *

- Completely agree
- Strongly agree
- Agree
- Partly Agree
- Disagree

9. Organization of the Program was Good *

- Completely agree
- Strongly agree
- Agree
- Partly Agree
- Disagree

10. Comments/Suggestions

No

Data Visualization using Tableau - 21.09.2022

33

Responses

00:56

Average time to complete

Active

Status

1. Name of the Participant (Eg:Mr/Ms/)

33
Responses

Latest Responses

"K.Ambrish"

"U.Gowtham "

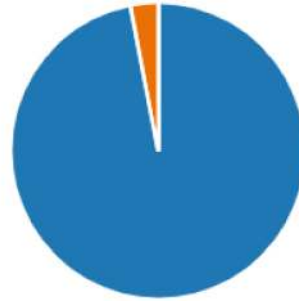
"Jeevarajan.R"

1 respondents (3%) answered **P Alfian Regu** for this question.

SanthiyaE
 Sankara ABDUL
 Jana SorupaaJ Mr MrShri Rajeshwaran MrE
 JAnto Nlvedha P Alfian Regu J Susanna jhenry
 PalaniKYokesh Sharan MsKMKala Pavithra Sel
 MsRDharani Murugan AJIS Senthil Narayanan

2. Designation

● Student	32
● Staff	1



3. Roll No

33
Responses

Latest Responses

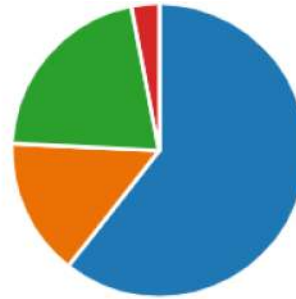
- "20ucs020"
- "20ucs032 "
- "20uad042"

1 respondents (3%) answered **20UCS037** for this question.

20UCS054 20ucs094
20ucs001 20ucs086 T0706214 20uad033 2
20ucs044 20uad029 20UCS037 20ucs051 20ucs0
20uad019 20UAD004 20UCS098 20UCS070 20ucs0
20ucs082 20uad013 20UCS09

4. Were objectives of the Program met?

● Completely agree	20
● Strongly agree	5
● Agree	7
● Partly Agree	1
● Disagree	0



5. Was the Program sequence well planned?

● Completely agree	19
● Strongly agree	4
● Agree	7
● Partly Agree	3
● Disagree	0



6. Were the lectures clear and easy to understand?

● Completely agree	17
● Strongly agree	6
● Agree	8
● Partly Agree	2
● Disagree	0



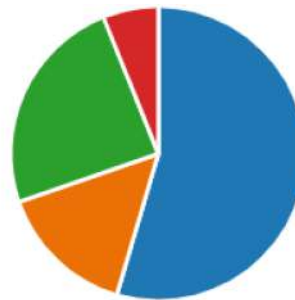
7. Whether the instructors encouraged the interaction?

● Completely agree	18
● Strongly agree	6
● Agree	6
● Partly Agree	2
● Disagree	1



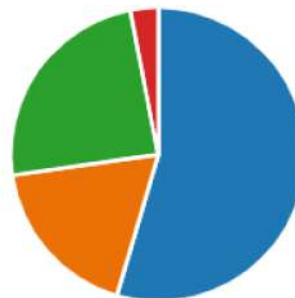
8. The information delivered at this Program was highly beneficial.

● Completely agree	18
● Strongly agree	5
● Agree	8
● Partly Agree	2
● Disagree	0



9. Organization of the Program was Good

● Completely agree	18
● Strongly agree	6
● Agree	8
● Partly Agree	1
● Disagree	0



10. Comments/Suggestions

24
Responses

Latest Responses

" - "
"Good"

3 respondents (14%) answered **good** for this question.



A word cloud visualization showing various responses. The word 'good' is the largest and most prominent. Other visible words include 'nice', 'Nope', 'Projector', 'informative', 'No comments', and 'nil visibility'. The words are arranged in a somewhat circular pattern.

View results

Respondent

3

SANTHIYA.E(CS)

00:30

Time to complete

1. Name of the Participant (Eg:Mr/Ms/) *

Santhiya.E

2. Designation *

Student

Staff

3. Roll No *

20UCS070

4. Were objectives of the Program met? *

- Completely agree
- Strongly agree
- Agree
- Partly Agree
- Disagree

5. Was the Program sequence well planned? *

- Completely agree
- Strongly agree
- Agree
- Partly Agree
- Disagree

6. Were the lectures clear and easy to understand? *

- Completely agree
- Strongly agree
- Agree
- Partly Agree
- Disagree

7. Whether the instructors encouraged the interaction? *

- Completely agree
- Strongly agree
- Agree
- Partly Agree
- Disagree

8. The information delivered at this Program was highly beneficial. *

- Completely agree
- Strongly agree
- Agree
- Partly Agree
- Disagree

9. Organization of the Program was Good *

- Completely agree
- Strongly agree
- Agree
- Partly Agree
- Disagree

10. Comments/Suggestions

View results

Respondent

5

KIPSON.A.J(AD)

00:44

Time to complete

1. Name of the Participant (Eg:Mr/Ms/) *

Kipson.AJ

2. Designation *

Student

Staff

3. Roll No *

20uad029

4. Were objectives of the Program met? *

- Completely agree
- Strongly agree
- Agree
- Partly Agree
- Disagree

5. Was the Program sequence well planned? *

- Completely agree
- Strongly agree
- Agree
- Partly Agree
- Disagree

6. Were the lectures clear and easy to understand? *

- Completely agree
- Strongly agree
- Agree
- Partly Agree
- Disagree

7. Whether the instructors encouraged the interaction? *

- Completely agree
- Strongly agree
- Agree
- Partly Agree
- Disagree

8. The information delivered at this Program was highly beneficial. *

- Completely agree
- Strongly agree
- Agree
- Partly Agree
- Disagree

9. Organization of the Program was Good *

- Completely agree
- Strongly agree
- Agree
- Partly Agree
- Disagree

10. Comments/Suggestions

Projector visibility is not clear

View results

Respondent

7

SWETHA.B(CS)

01:20

Time to complete

1. Name of the Participant (Eg:Mr/Ms/) *

Swetha.B

2. Designation *

Student

Staff

3. Roll No *

20UCS098

4. Were objectives of the Program met? *

- Completely agree
- Strongly agree
- Agree
- Partly Agree
- Disagree

5. Was the Program sequence well planned? *

- Completely agree
- Strongly agree
- Agree
- Partly Agree
- Disagree

6. Were the lectures clear and easy to understand? *

- Completely agree
- Strongly agree
- Agree
- Partly Agree
- Disagree

7. Whether the instructors encouraged the interaction? *

- Completely agree
- Strongly agree
- Agree
- Partly Agree
- Disagree

8. The information delivered at this Program was highly beneficial. *

- Completely agree
- Strongly agree
- Agree
- Partly Agree
- Disagree

9. Organization of the Program was Good *

- Completely agree
- Strongly agree
- Agree
- Partly Agree
- Disagree

10. Comments/Suggestions

No

Data Visualization using Tableau - 22-09-22

31

Responses

01:19

Average time to complete

Active

Status

1. Name of the Participant (Eg:Mr/Ms/)

31
Responses

Latest Responses

"J. Susanna"

"K.Ambrish "

"U.Gowtham "

1 respondents (3%) answered **J Henry jebha** for this question.

Lakshmi
Basil KYokesh Sharan
MrSenthil Murugan
SKSree Preethi
ABDUL

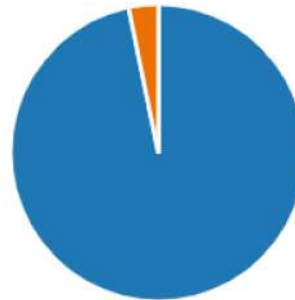
K vasanth
J Henry jebha
J Anto Nivedha
Ms Deepika
JANA

ArshaR
J Susanna
P Alfa
P Alfan Regu
Selvan

Swetha
Palak
Sankar
Nara

2. Designation

● Student	30
● Staff	1



3. Roll No

31
Responses

Latest Responses

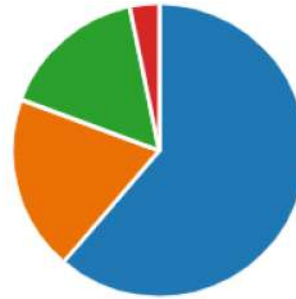
- "20ucs034"
- "20ucs020"
- "20ucs032 "

1 respondents (3%) answered **20ucs001** for this question.

20uad041 20ucs019
20ucs074 20uad019 20ucs082 20UAD004 2
20uad029 20uad044 20ucs001 20ucs046 20UCS0
20ucs007 20ucs051 T0706214 20UCS070 20ucs0
20ucs094 20ucs087 20ucs090

4. Were objectives of the Program met?

● Completely agree	19
● Strongly agree	6
● Agree	5
● Partly Agree	1
● Disagree	0



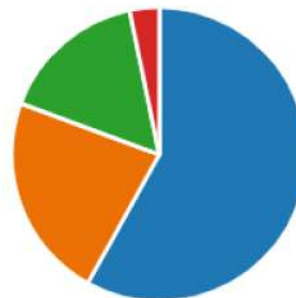
5. Was the Program sequence well planned?

● Completely agree	17
● Strongly agree	6
● Agree	8
● Partly Agree	0
● Disagree	0



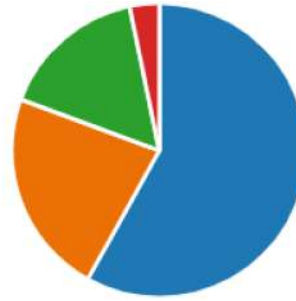
6. Were the lectures clear and easy to understand?

● Completely agree	18
● Strongly agree	7
● Agree	5
● Partly Agree	1
● Disagree	0



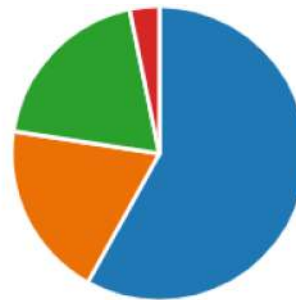
7. Whether the instructors encouraged the interaction?

● Completely agree	18
● Strongly agree	7
● Agree	5
● Partly Agree	1
● Disagree	0



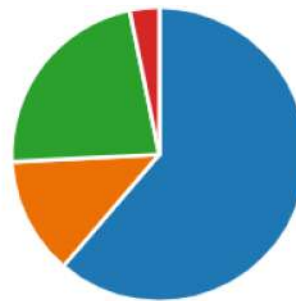
8. The information delivered at this Program was highly beneficial.

● Completely agree	18
● Strongly agree	6
● Agree	6
● Partly Agree	1
● Disagree	0



9. Organization of the Program was Good

● Completely agree	19
● Strongly agree	4
● Agree	7
● Partly Agree	1
● Disagree	0



10. Comments/Suggestions

21
Responses

Latest Responses

"-"
"-"
"-"
"Good"

5 respondents (24%) answered **good** for this question.



View results

Respondent

5

ANTONIVETHA.J(AD)

00:41

Time to complete

1. Name of the Participant (Eg:Mr/Ms/) *

J.Anto Nivedha

2. Designation *

Student

Staff

3. Roll No *

20uad019

4. Were objectives of the Program met? *

- Completely agree
- Strongly agree
- Agree
- Partly Agree
- Disagree

5. Was the Program sequence well planned? *

- Completely agree
- Strongly agree
- Agree
- Partly Agree
- Disagree

6. Were the lectures clear and easy to understand? *

- Completely agree
- Strongly agree
- Agree
- Partly Agree
- Disagree

7. Whether the instructors encouraged the interaction? *

- Completely agree
- Strongly agree
- Agree
- Partly Agree
- Disagree

8. The information delivered at this Program was highly beneficial. *

- Completely agree
- Strongly agree
- Agree
- Partly Agree
- Disagree

9. Organization of the Program was Good *

- Completely agree
- Strongly agree
- Agree
- Partly Agree
- Disagree

10. Comments/Suggestions

View results

Respondent

7

BASIL TAMIL SELVAN.E(CS)

00:31

Time to complete

1. Name of the Participant (Eg:Mr/Ms/) *

Basil Tamil Selvan

2. Designation *

Student

Staff

3. Roll No *

20ucs082

4. Were objectives of the Program met? *

- Completely agree
- Strongly agree
- Agree
- Partly Agree
- Disagree

5. Was the Program sequence well planned? *

- Completely agree
- Strongly agree
- Agree
- Partly Agree
- Disagree

6. Were the lectures clear and easy to understand? *

- Completely agree
- Strongly agree
- Agree
- Partly Agree
- Disagree

7. Whether the instructors encouraged the interaction? *

- Completely agree
- Strongly agree
- Agree
- Partly Agree
- Disagree

8. The information delivered at this Program was highly beneficial. *

- Completely agree
- Strongly agree
- Agree
- Partly Agree
- Disagree

9. Organization of the Program was Good *

- Completely agree
- Strongly agree
- Agree
- Partly Agree
- Disagree

10. Comments/Suggestions

Good

View results

Respondent

8

DHARANI.R(CS)

00:39

Time to complete

1. Name of the Participant (Eg:Mr/Ms/) *

Ms.R.Dharani

2. Designation *

Student

Staff

3. Roll No *

20ucs051

4. Were objectives of the Program met? *

- Completely agree
- Strongly agree
- Agree
- Partly Agree
- Disagree

5. Was the Program sequence well planned? *

- Completely agree
- Strongly agree
- Agree
- Partly Agree
- Disagree

6. Were the lectures clear and easy to understand? *

- Completely agree
- Strongly agree
- Agree
- Partly Agree
- Disagree

7. Whether the instructors encouraged the interaction? *

- Completely agree
- Strongly agree
- Agree
- Partly Agree
- Disagree

8. The information delivered at this Program was highly beneficial. *

- Completely agree
- Strongly agree
- Agree
- Partly Agree
- Disagree

9. Organization of the Program was Good *

- Completely agree
- Strongly agree
- Agree
- Partly Agree
- Disagree

10. Comments/Suggestions

no

Data Visualization using Tableau- 23.09.2022

29

Responses

00:47

Average time to complete

Active

Status

1. Name of the Participant (Eg:Mr/Ms/)

29

Responses

Latest Responses

"J. Susanna"

"K. vasanth "

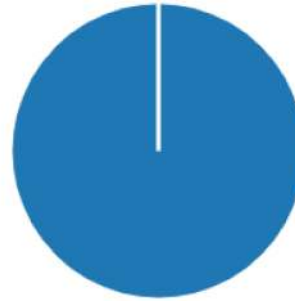
"K.Ambrsih "

1 respondents (3%) answered **P Alfan Regu** for this question.

J Susanna **selvan SUGA** **Manoah J** **MrSenthil M**
jhenry jebha
KYokesh Sharan **P Alfan Regu** **surya kumar Swe**
MRE **MsKMKala Pavithra** **JJana Sorupaa K va**
Basil AJIS NarayananR **Sankara Pala**

2. Designation

● Student	29
● Staff	0



3. Roll No

29
Responses

Latest Responses

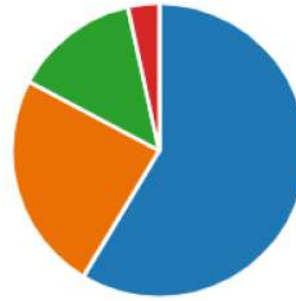
- "20ucs034"
- "20ucs011"
- "20uca020"

1 respondents (3%) answered **20ucs001** for this question.

20ucs032 20UCS086
 20ucs054 20uad044 20ucs098 20uad029 2
 20ucs007 20ucs051 20ucs001 20UAD004 20ucs0
 20UCS037 20ucs087 20UCS070 20ucs094 20ucs0
 20uad042 20ucs074 20uad01

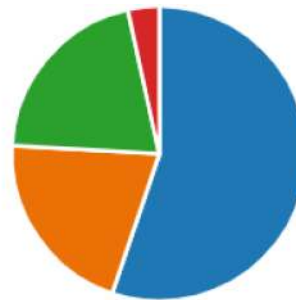
4. Were objectives of the Program met?

● Completely agree	17
● Strongly agree	7
● Agree	4
● Partly Agree	1
● Disagree	0



5. Was the Program sequence well planned?

● Completely agree	16
● Strongly agree	6
● Agree	6
● Partly Agree	1
● Disagree	0



6. Were the lectures clear and easy to understand?

● Completely agree	14
● Strongly agree	10
● Agree	4
● Partly Agree	1
● Disagree	0



7. Whether the instructors encouraged the interaction?

● Completely agree	15
● Strongly agree	7
● Agree	5
● Partly Agree	2
● Disagree	0



8. The information delivered at this Program was highly beneficial.

● Completely agree	14
● Strongly agree	7
● Agree	7
● Partly Agree	1
● Disagree	0



9. Organization of the Program was Good

● Completely agree	15
● Strongly agree	8
● Agree	5
● Partly Agree	1
● Disagree	0



10. Comments/Suggestions

19
Responses

Latest Responses

"_"

"_"

4 respondents (21%) answered **good** for this question.

Nope
new things
Visualization

—

good

FINE
no

Thnakyc

sessions were re

View results

Respondent

1

RAJASRI.M(CS)

02:30

Time to complete

1. Name of the Participant (Eg:Mr/Ms/) *

M.Rajasri

2. Designation *

Student

Staff

3. Roll No *

20ucs093

4. Were objectives of the Program met? *

- Completely agree
- Strongly agree
- Agree
- Partly Agree
- Disagree

5. Was the Program sequence well planned? *

- Completely agree
- Strongly agree
- Agree
- Partly Agree
- Disagree

6. Were the lectures clear and easy to understand? *

- Completely agree
- Strongly agree
- Agree
- Partly Agree
- Disagree

7. Whether the instructors encouraged the interaction? *

- Completely agree
- Strongly agree
- Agree
- Partly Agree
- Disagree

8. The information delivered at this Program was highly beneficial. *

- Completely agree
- Strongly agree
- Agree
- Partly Agree
- Disagree

9. Organization of the Program was Good *

- Completely agree
- Strongly agree
- Agree
- Partly Agree
- Disagree

10. Comments/Suggestions

Thnkyou

View results

Respondent

5 JANASORUPAA.J(AD)

00:34

Time to complete

1. Name of the Participant (Eg:Mr/Ms/) *

J.Jana Sorupaa

2. Designation *

Student

Staff

3. Roll No *

20uad009

4. Were objectives of the Program met? *

- Completely agree
- Strongly agree
- Agree
- Partly Agree
- Disagree

5. Was the Program sequence well planned? *

- Completely agree
- Strongly agree
- Agree
- Partly Agree
- Disagree

6. Were the lectures clear and easy to understand? *

- Completely agree
- Strongly agree
- Agree
- Partly Agree
- Disagree

7. Whether the instructors encouraged the interaction? *

- Completely agree
- Strongly agree
- Agree
- Partly Agree
- Disagree

8. The information delivered at this Program was highly beneficial. *

- Completely agree
- Strongly agree
- Agree
- Partly Agree
- Disagree

9. Organization of the Program was Good *

- Completely agree
- Strongly agree
- Agree
- Partly Agree
- Disagree

10. Comments/Suggestions

View results

Respondent

7 ABDUL AJIS.M(CS)

00:33

Time to complete

1. Name of the Participant (Eg:Mr/Ms/) *

M ABDUL AJIS

2. Designation *

Student

Staff

3. Roll No *

20ucs094

4. Were objectives of the Program met? *

- Completely agree
- Strongly agree
- Agree
- Partly Agree
- Disagree

5. Was the Program sequence well planned? *

- Completely agree
- Strongly agree
- Agree
- Partly Agree
- Disagree

6. Were the lectures clear and easy to understand? *

- Completely agree
- Strongly agree
- Agree
- Partly Agree
- Disagree

7. Whether the instructors encouraged the interaction? *

- Completely agree
- Strongly agree
- Agree
- Partly Agree
- Disagree

8. The information delivered at this Program was highly beneficial. *

- Completely agree
- Strongly agree
- Agree
- Partly Agree
- Disagree

9. Organization of the Program was Good *

- Completely agree
- Strongly agree
- Agree
- Partly Agree
- Disagree

10. Comments/Suggestions

Data Visualization using Tableau - 24-09-22

20
Responses

00:30
Average time to complete

Active
Status

1. Name of the Participant (Eg:Mr/Ms/)

20
Responses

Latest Responses

"J. Susanna"

"K. vasanth "

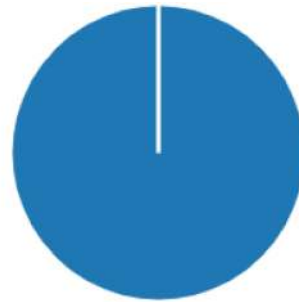
"U.Gowtham "

1 respondents (5%) answered **MsKMKala Pavithra** for this question.

VSubalakshmi JeevarajanR **MsBSOUNDARYALAKSH**
MrSenthil Murugan **SKSree Preethi** **N Ro**
MsRDharani **Swetha** **MsKMKala Pavithra** **ajis J Susanna**
K vasanth **Jhenry jebha** **KYokesh Sharanabdul**
SDURAIVENKATRAJU **KAmbrish** **SJOESHIKA** **SanthiyaE**

2. Designation

● Student	20
● Staff	0



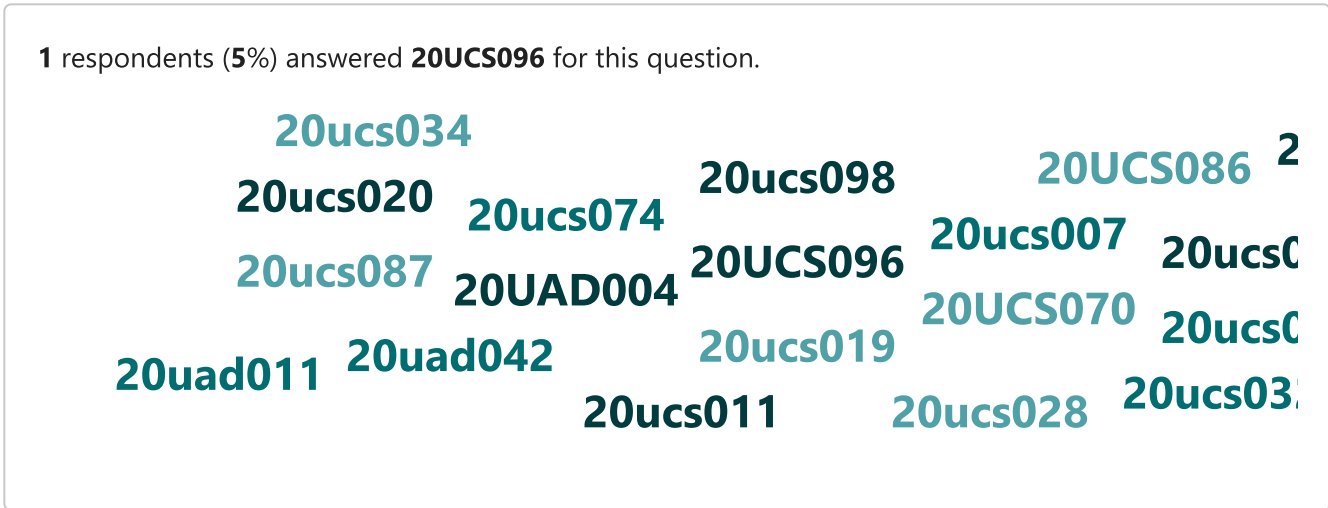
3. Roll No

20
Responses

Latest Responses

- "20ucs034"
- "20ucs011"
- "20ucs032 "

1 respondents (5%) answered **20UCS096** for this question.



4. Were objectives of the Program met?

● Completely agree	11
● Strongly agree	6
● Agree	2
● Partly Agree	1
● Disagree	0



5. Was the Program sequence well planned?

● Completely agree	9
● Strongly agree	6
● Agree	3
● Partly Agree	2
● Disagree	0



6. Were the lectures clear and easy to understand?

● Completely agree	9
● Strongly agree	6
● Agree	4
● Partly Agree	1
● Disagree	0



7. Whether the instructors encouraged the interaction?

● Completely agree	9
● Strongly agree	5
● Agree	4
● Partly Agree	2
● Disagree	0



8. The information delivered at this Program was highly beneficial.

● Completely agree	9
● Strongly agree	6
● Agree	4
● Partly Agree	1
● Disagree	0



9. Organization of the Program was Good

● Completely agree	10
● Strongly agree	5
● Agree	4
● Partly Agree	1
● Disagree	0



10. Comments/Suggestions

11
Responses

Latest Responses

"_"

"Good"

3 respondents (27%) answered **NO** for this question.

—

NO

Good None

View results

Respondent

11

JEEVARAJAN.R(AD)

00:20

Time to complete

1. Name of the Participant (Eg:Mr/Ms/) *

Jeevarajan.R

2. Designation *

Student

Staff

3. Roll No *

20uad042

4. Were objectives of the Program met? *

- Completely agree
- Strongly agree
- Agree
- Partly Agree
- Disagree

5. Was the Program sequence well planned? *

- Completely agree
- Strongly agree
- Agree
- Partly Agree
- Disagree

6. Were the lectures clear and easy to understand? *

- Completely agree
- Strongly agree
- Agree
- Partly Agree
- Disagree

7. Whether the instructors encouraged the interaction? *

- Completely agree
- Strongly agree
- Agree
- Partly Agree
- Disagree

8. The information delivered at this Program was highly beneficial. *

- Completely agree
- Strongly agree
- Agree
- Partly Agree
- Disagree

9. Organization of the Program was Good *

- Completely agree
- Strongly agree
- Agree
- Partly Agree
- Disagree

10. Comments/Suggestions

View results

Respondent

12

SOUNDARYALAKSHMI.B(CS)

00:35

Time to complete

1. Name of the Participant (Eg:Mr/Ms/) *

Ms.B.SOUNDARYALAKSHMI

2. Designation *

Student

Staff

3. Roll No *

20UCS086

4. Were objectives of the Program met? *

- Completely agree
- Strongly agree
- Agree
- Partly Agree
- Disagree

5. Was the Program sequence well planned? *

- Completely agree
- Strongly agree
- Agree
- Partly Agree
- Disagree

6. Were the lectures clear and easy to understand? *

- Completely agree
- Strongly agree
- Agree
- Partly Agree
- Disagree

7. Whether the instructors encouraged the interaction? *

- Completely agree
- Strongly agree
- Agree
- Partly Agree
- Disagree

8. The information delivered at this Program was highly beneficial. *

- Completely agree
- Strongly agree
- Agree
- Partly Agree
- Disagree

9. Organization of the Program was Good *

- Completely agree
- Strongly agree
- Agree
- Partly Agree
- Disagree

10. Comments/Suggestions

View results

Respondent

14

DHARANI.R(CS)

00:29

Time to complete

1. Name of the Participant (Eg:Mr/Ms/) *

Ms.R.Dharani

2. Designation *

Student

Staff

3. Roll No *

20ucs051

4. Were objectives of the Program met? *

- Completely agree
- Strongly agree
- Agree
- Partly Agree
- Disagree

5. Was the Program sequence well planned? *

- Completely agree
- Strongly agree
- Agree
- Partly Agree
- Disagree

6. Were the lectures clear and easy to understand? *

- Completely agree
- Strongly agree
- Agree
- Partly Agree
- Disagree

7. Whether the instructors encouraged the interaction? *

- Completely agree
- Strongly agree
- Agree
- Partly Agree
- Disagree

8. The information delivered at this Program was highly beneficial. *

- Completely agree
- Strongly agree
- Agree
- Partly Agree
- Disagree

9. Organization of the Program was Good *

- Completely agree
- Strongly agree
- Agree
- Partly Agree
- Disagree

10. Comments/Suggestions

No

DEPARTMENT OF COMPUTER SCIENCE AND ENGINEERING
Value Added Course on
DATA VISUALIZATION USING TABLEAU


19.09.2022 - 24.09.2022

REPORT

The Department of Computer Science and Engineering, Kamaraj college of Engineering and Technology is conducted a Value Added Course on DATA VISUALIZATION USING TABLEAU in association with BrainSwig EduTech pvt. Ltd., Chennai for III year CSE and III year ADS students from 19.09.2022 to 24.09.2022. Resource person Dr. R. Dinesh Babu, Managing Director, Brainswig EduTech pvt. Ltd., has handled the sessions.

The resource person conducted the course in interactive manner. Students had practical sessions which helped them to visualize the datasets. The six days programme was really an eye opener session to present information through visual rendering and it was useful for their career development in data analytics domain. Introduction to visualization charts like Line plots, Bar charts, Pie charts and Area charts for real time applications was given on Day 1. Dashboard and story line creation using Tableau was practiced on Day 2 as it acts as a one-stop solution to monitor a wide range of real-time business intelligence information and make result-oriented decisions. On Day 3, creating custom territories via Grouping and Cluster analysis and its types were demonstrated. On Day 4, Linear Regression analysis and Formulation of regression model were explained with real time examples. Hands-on using advanced Excel features on correlation, pivot table, lookup function and data validation were given on Day 5. Students were grouped and assigned with real time projects to perform data analytics and predict the features. Student presentation on the assigned project is scheduled on Day 6. Students implemented the projects and completed the visualization of data. Based on their performance, they were assessed and the grades were given. Students feedback was collected for all the six days and they have felt it was an informative session. Overall the Value added Course was went well and it helps to create interactive graphs and charts in the form of dashboards and worksheets to gain business insights.


Coordinators


HOD - CSE